



Denver Nuggets (6-3) vs. Minnesota Timberwolves (6-2)

LAST GAME STARTERS

PLAYER / 2023-24 POSTSEASON AVERAGES	NOTES														
<p>#1 Michael Porter Jr. F • 6-10 • 218 • Missouri/USA • 4th Season</p> <table border="1" style="width: 100%; border-collapse: collapse; font-size: 0.8em;"> <tr><th>GP/GS</th><th>PPG</th><th>RPG</th><th>APG</th><th>SPG</th><th>BPG</th><th>MPG</th></tr> <tr><td>9/9</td><td>18.7</td><td>6.7</td><td>1.2</td><td>1.2</td><td>0.6</td><td>38.0</td></tr> </table>	GP/GS	PPG	RPG	APG	SPG	BPG	MPG	9/9	18.7	6.7	1.2	1.2	0.6	38.0	Porter Jr. is tied with T.R. Dunn for the fifth most playoff games in franchise history (58) ... He posted 21 points, four rebounds, one assist, and one steal in 30 minutes at MIN on 5/10 before posting four points, three rebounds, one assist, and one block on 5/12.
GP/GS	PPG	RPG	APG	SPG	BPG	MPG									
9/9	18.7	6.7	1.2	1.2	0.6	38.0									
<p>#50 Aaron Gordon F • 6-8 • 235 • Arizona/USA • 9th Season</p> <table border="1" style="width: 100%; border-collapse: collapse; font-size: 0.8em;"> <tr><th>GP/GS</th><th>PPG</th><th>RPG</th><th>APG</th><th>SPG</th><th>BPG</th><th>MPG</th></tr> <tr><td>9/9</td><td>15.3</td><td>7.2</td><td>4.7</td><td>1.0</td><td>0.3</td><td>37.9</td></tr> </table>	GP/GS	PPG	RPG	APG	SPG	BPG	MPG	9/9	15.3	7.2	4.7	1.0	0.3	37.9	Finished with 27 points, seven rebounds, six assists, one steal, and two blocks in 41 minutes at MIN on 5/12 ... In the game prior, he posted 13 points, two rebounds, five assists, and two steals in 33 minutes vs. MIN on 5/10.
GP/GS	PPG	RPG	APG	SPG	BPG	MPG									
9/9	15.3	7.2	4.7	1.0	0.3	37.9									
<p>#15 Nikola Jokic C • 7-0 • 284 • KK Mega Vizura/Serbia • 8th Season</p> <table border="1" style="width: 100%; border-collapse: collapse; font-size: 0.8em;"> <tr><th>GP/GS</th><th>PPG</th><th>RPG</th><th>APG</th><th>SPG</th><th>BPG</th><th>MPG</th></tr> <tr><td>9/9</td><td>27.6</td><td>14.0</td><td>9.1</td><td>1.7</td><td>0.7</td><td>39.8</td></tr> </table>	GP/GS	PPG	RPG	APG	SPG	BPG	MPG	9/9	27.6	14.0	9.1	1.7	0.7	39.8	Tallied 35 points, seven rebounds, seven assists, three steals, and one block in 39 minutes at MIN on 5/12, marking his 30th playoff game with 30+ points ... In the game prior, he posted 24 points, 14 rebounds, nine assists, three steals, and three blocks in 38 minutes.
GP/GS	PPG	RPG	APG	SPG	BPG	MPG									
9/9	27.6	14.0	9.1	1.7	0.7	39.8									
<p>#5 Kentavious Caldwell-Pope G/F • 6-5 • 204 • Georgia/USA • 10th Season</p> <table border="1" style="width: 100%; border-collapse: collapse; font-size: 0.8em;"> <tr><th>GP/GS</th><th>PPG</th><th>RPG</th><th>APG</th><th>SPG</th><th>BPG</th><th>MPG</th></tr> <tr><td>9/9</td><td>7.4</td><td>2.2</td><td>2.3</td><td>1.6</td><td>0.4</td><td>34.9</td></tr> </table>	GP/GS	PPG	RPG	APG	SPG	BPG	MPG	9/9	7.4	2.2	2.3	1.6	0.4	34.9	Posted three points, one rebound, three assists, one steal, and two blocks in 31 minutes at MIN on 5/12 ... In the game prior, he posted 12 points, four rebounds, and four assists in 36 minutes vs. MIN on 5/10.
GP/GS	PPG	RPG	APG	SPG	BPG	MPG									
9/9	7.4	2.2	2.3	1.6	0.4	34.9									
<p>#27 Jamal Murray G • 6-4 • 215 • Kentucky/Canada • 7th Season</p> <table border="1" style="width: 100%; border-collapse: collapse; font-size: 0.8em;"> <tr><th>GP/GS</th><th>PPG</th><th>RPG</th><th>APG</th><th>SPG</th><th>BPG</th><th>MPG</th></tr> <tr><td>9/9</td><td>20.7</td><td>5.1</td><td>6.1</td><td>0.9</td><td>0.7</td><td>38.4</td></tr> </table>	GP/GS	PPG	RPG	APG	SPG	BPG	MPG	9/9	20.7	5.1	6.1	0.9	0.7	38.4	Registered 19 points, five rebounds, eight assists, and two steals in 38 minutes at MIN on 5/12 ... In the game prior, he posted 24 points, four rebounds, five assists, and three steals in 37 minutes.
GP/GS	PPG	RPG	APG	SPG	BPG	MPG									
9/9	20.7	5.1	6.1	0.9	0.7	38.4									

2023-24 REGULAR SEASON NUGGETS RECORDS					STREAKS	
	RECORD	HOME	ROAD	OT	OVERALL	
OVERALL	57-25	33-8	24-17	0-1	OVERALL	Won 2
WESTERN	33-19	19-7	14-12	0-1	HOME	Lost 2
EASTERN	24-6	14-1	10-5	--	ROAD	Won 2
NORTHWEST	10-6	5-3	5-3	--		

ON THE AIR
Tonights game will be televised on Altitude TV with Chris Marlowe and Scott Hastings on the call. Jason Kosmicki, the voice of the Nuggets will call the game on Altitude Radio 92.5.

PLAYER STATUS
For an updated injury report please check the link below. Injuries are updated by 5 pm local time.

<https://official.nba.com/nba-injury-report-2022-23-season/>

RECENT TRANSACTIONS
10/14/22: Waived Chasson Randle ... **10/14/22:** Waived Grant Golden ... **10/11/22:** Waived Kellan Grady ... **10/10/22:** Signed Grant Golden ... **10/9/22:** Signed Chasson Randle ... **10/8/22:** Waived Grant Golden ... **10/8/22:** Waived Adonis Arms ... **9/26/22:** Signed Grant Golden ... **9/25/22:** Waived Justin Tillman ... **8/25/22:** Signed Justin Tillman ... **7/19/22:** Signed Jack White to a two-way contract ... **7/11/22:** Signed DeAndre Jordan ... **7/9/22:** Signed Davon Reed to a multi-year contract ... **7/9/22:** Signed Adonis Arms to an Exhibit 10 contract ... **7/9/22:** Signed Kellan Grady to an Exhibit 10 contract ... **7/7/22:** Signed Bruce Brown to a multi-year contract ... **7/7/22:** Signed Vlatko Cancar to a multi-year contract ... **7/6/22:** Traded Will Barton and Monte Morris to the Washington Wizards in exchange for Kentavious Caldwell-Pope and Ish Smith ... **7/6/22:** Acquired Ismael Kamagate from the Portland Trail Blazers in exchange for a 2024 second round draft pick ... **7/3/22:** Signed Christian Braun to a multi-year contract ... **7/3/22:** Signed Peyton Watson to a multi-year contract ... **7/3/22:** Signed Collin Gillespie to a two-way contract ... **6/23/22:** Acquired Peyton Watson in a draft night trade from the Oklahoma City Thunder in exchange for JaMychal Green and a first round pick ... **6/23/22:** Drafted Christian Braun with the 21st overall pick in the first round of the 2022 NBA Draft.

2023-24 POSTSEASON SCHEDULE				
DATE	OPPONENT	SCORE	RECORD	
4/20	vs. Lakers	114-103	W	1-0
4/22	vs. Lakers	101-99	W	2-0
4/25	@ Lakers	112-105	W	3-0
4/27	@ Lakers	108-119	L	3-1
4/29	vs. Lakers	108-106	W	4-1
5/4	vs. Timberwolves	99-106	L	4-2
5/6	vs. Timberwolves	80-106	L	4-3
5/10	@ Timberwolves	117-90	W	5-3
5/12	@ Timberwolves	115-107	W	6-3
5/14	vs. Timberwolves	8:30 pm	--	--
5/16	@ Timberwolves	6:30 pm	--	--

2023-24 REG. SEASON SCHEDULE				
DATE	OPPONENT	SCORE	RECORD	
10/24	vs. Lakers	119-107	W	1-0
10/27	@ Grizzlies	108-104	W	2-0
10/29	@ Thunder	128-95	W	3-0
10/30	vs. Jazz	110-102	W	4-0
11/1	@ Timberwolves	89-110	L	4-1
11/3	vs. Mavericks	125-114	W	5-1
11/4	vs. Bulls	123-101	W	6-1
11/6	vs. Pelicans	134-116	W	7-1
11/8	vs. Warriors	108-105	W	8-1
11/12	@ Rockets	104-107	L	8-2
11/14	vs. Clippers	111-108	W	9-2
11/17	@ Pelicans	110-115	L	9-3
11/19	@ Cavaliers	109-121	L	9-4
11/20	@ Pistons	107-103	W	10-4
11/22	@ Magic	119-124	L	10-5
11/24	@ Rockets	86-105	L	10-6
11/26	vs. Spurs	132-120	W	11-6
11/27	@ Clippers	113-104	W	12-6
11/29	vs. Rockets	134-124	W	13-6
12/1	@ Suns	119-111	W	14-6
12/2	@ Kings	117-123	L	14-7
12/6	@ Clippers	102-111	L	14-8
12/8	vs. Rockets	106-114	L	14-9
12/11	@ Hawks	129-122	W	15-9
12/12	@ Bulls	114-106	W	16-9
12/14	vs. Nets	124-101	W	17-9
12/16	vs. Thunder	117-118	L	17-10
12/18	vs. Mavericks	130-104	W	18-10
12/20	@ Raptors	113-104	W	19-10
12/22	@ Nets	122-117	W	20-10
12/23	@ Hornets	102-95	W	21-10
12/25	vs. Warriors	120-114	W	22-10
12/28	vs. Grizzlies	142-105	W	23-10
12/29	vs. Thunder	93-119	L	23-11
1/1	vs. Hornets	111-93	W	24-11
1/4	@ Warriors	130-127	W	25-11
1/5	vs. Magic	120-122	L	25-12
1/7	vs. Pistons	131-114	W	26-12
1/10	@ Jazz	111-124	L	26-13
1/12	vs. Pelicans	125-113	W	27-13
1/14	vs. Pacers	117-109	W	28-13
1/16	@ 76ers	121-126	L	28-14
1/19	@ Celtics	102-100	W	29-14
1/21	@ Wizards	113-104	W	30-14
1/23	@ Pacers	114-109	W	31-14
1/25	@ Knicks	84-122	L	31-15
1/27	vs. 76ers	111-105	W	32-15
1/29	vs. Bucks	113-107	W	33-15
1/31	@ Thunder	100-105	L	33-16
2/2	vs. Trail Blazers	120-108	W	34-16
2/4	vs. Trail Blazers	112-103	W	35-16
2/8	@ Lakers	114-106	W	36-16
2/9	@ Kings	106-135	L	36-17
2/12	@ Bucks	95-112	L	36-18
2/14	vs. Kings	98-102	L	36-19
2/22	vs. Wizards	130-110	W	37-19
2/23	@ Trail Blazers	127-112	W	38-19
2/25	@ Warriors	118-103	W	39-19
2/28	vs. Kings	117-96	W	40-19
2/29	vs. Heat	103-97	W	41-19
3/2	@ Lakers	124-114	W	42-19
3/5	vs. Suns	107-117*	L	42-20
3/7	vs. Celtics	115-109	W	43-20
3/9	vs. Jazz	142-121	W	44-20
3/11	vs. Raptors	125-119	W	45-20
3/13	@ Heat	100-88	W	46-20
3/15	@ Spurs	117-106	W	47-20
3/17	@ Mavericks	105-107	L	47-21
3/19	@ Timberwolves	115-112	W	48-21
3/21	vs. Knicks	113-100	W	49-21
3/23	@ Trail Blazers	114-111	W	50-21
3/25	vs. Grizzlies	128-103	W	51-21
3/27	vs. Suns	97-104	L	51-22
3/29	vs. Timberwolves	98-111	L	51-23
3/31	vs. Cavaliers	130-101	W	52-23
4/2	vs. Spurs	110-105	W	53-23
4/4	@ Clippers	100-102	L	53-24
4/6	vs. Hawks	142-110	W	54-24
4/9	@ Jazz	111-95	W	55-24
4/10	vs. Timberwolves	116-107	W	56-24
4/12	@ Spurs	120-121	L	56-25
4/14	@ Grizzlies	126-111	W	57-25

All Times Denver Time (MT)





NO.	PLAYER	POS.	HT.	WT.	BIRTHDATE	PRIOR TO NBA/HOME COUNTRY	NBA EXP.
0	Christian Braun	F	6-6	210	04/17/2001	Kansas/USA	1
5	Kentavious Caldwell-Pope	G	6-5	204	02/18/1993	Georgia/USA	10
31	Vlatko Cancar	F	6-8	236	04/10/1997	KK Mega Bemax (Serbia)/Slovenia	4
21	Collin Gillespie*	G	6-3	190	06/25/1999	Villanova/USA	1
50	Aaron Gordon	F	6-8	235	09/16/1995	Arizona/USA	9
9	Justin Holiday	G	6-6	180	04/05/1989	Washington/	10
30	Jay Huff*	C	7-1	240	08/25/1997	Virginia/USA	2
7	Reggie Jackson	G	6-2	208	04/16/1990	Boston College/Italy	12
15	Nikola Jokic	C	7-0	284	02/19/1995	KK Mega Vizura/Serbia	8
6	DeAndre Jordan	C	6-11	265	07/21/1988	Texas A&M/USA	15
11	Braxton Key*	F	6-8	225	02/14/1997	Virginia/USA	2
27	Jamal Murray	G	6-4	215	02/23/1997	Kentucky/Canada	7
22	Zeke Nnaji	F	6-11	240	01/09/2001	Arizona/USA	3
24	Jalen Pickett	F	6-4	202	10/22/1999	Penn State/USA	R
1	Michael Porter Jr.	F	6-10	218	06/29/1998	Missouri/USA	4
3	Julian Strawther	G	6-7	205	04/18/2002	Gonzaga/USA	R
4	Hunter Tyson	F	6-8	215	06/13/2000	Clemson/USA	R
8	Peyton Watson	F	6-8	200	09/11/2002	UCLA/USA	1

*Not Eligible for Playoff Roster

STAFF

Head Coach: Michael Malone (Loyola-MD) **Assistant Coaches:** David Adelman (Portland), Ryan Saunders (Minnesota), Popeye Jones (Murray State), Ryan Bowen (Iowa), Charles Klask (Michigan State), John Beckett (Eckerd College), Ognjen Stojakovic, Elvis Valcarcel (Rutgers) **Player Development:** Stephen Graham (Oklahoma State), Boniface N'Dong **Special Assistant to the Head Coach:** Andrew Munson (Iowa) **Head Video Coordinator/Player Development:** Connor Griffin (Washington) **Assistant Video Coordinator:** Cam Griffin (Denver) **VP of Sports Medicine:** Steve Short (Dayton) **Head Athletic Trainer:** Dan Shimensky (Utah) **Associate Head Athletic Trainer:** Jason Miller (Iowa) **Director of Performance/Head Strength and Conditioning Coach:** Felipe Eichenberger (N.W. Oklahoma State University) **Assistant Strength and Conditioning Coach:** Claus Antunes de Souza (Tulsa) **Applied Sports Scientist/Assistant Strength and Conditioning Coach:** Ernie Contreras (USF) **Physical Therapist:** Jack Friesen **Performance Dietician:** Abbey Lathrop (Penn State) **Massage Therapist:** Giselle Montoya

PRONUNCIATION GUIDE

Christian Braun (Brown); **Vlatko Cancar** (CHAN-char); **Nikola Jokic** (ni-KOLA yo-kitch); **Zeke Nnaji** (NAH-jee)

NUMERICAL ROSTER

0 Christian Braun	1 Michael Porter Jr.
3 Julian Strawther	4 Hunter Tyson
5 Kentavious Caldwell-Pope	6 DeAndre Jordan
7 Reggie Jackson	8 Peyton Watson
9 Justin Holiday	11 Braxton Key
15 Nikola Jokic	21 Collin Gillespie
22 Zeke Nnaji	24 Jalen Pickett
27 Jamal Murray	30 Jay Huff
31 Vlatko Cancar	50 Aaron Gordon





TONIGHT'S OPPONENT

2023-24 POSTSEASON	PPG	OPP. PPG	FG%	3FG%	FT%	RPG	APG	SPG	TO	BPG
Timberwolves	110.3	103.0	.481	.369	.792	42.9	24.3	6.88	13.5	4.38
Nuggets	106.0	104.6	.470	.351	.829	42.8	25.9	7.33	12.2	3.78



2023-24 POSTSEASON INDIVIDUAL BESTS

Points	35	Nikola Jokic @ MIN 5/12/24
Rebounds	16	Nikola Jokic vs. MIN 5/6/24
Assists	9	Nikola Jokic @ MIN 5/10/24, Nikola Jokic vs. MIN 5/4/24

2023-24 POSTSEASON TIMBERWOLVES BESTS

Points	44	Anthony Edwards @ MIN 5/12/24
Rebounds	14	Rudy Gobert @ MIN 5/12/24
Assists	10	Mike Conley vs. MIN 5/4/24

2023-24 POSTSEASON TEAM

Biggest Win	27	@ MIN 5/10/24
Biggest Loss	26	vs. MIN 5/6/24

2023-24 REGULAR SEASON VS. TIMBERWOLVES

DATE	SITE	TIME/RESULT
11/1/23	Minnesota	L, 89-110
3/19/24	Minnesota	W, 115-112
3/29/24	Denver	L, 98-111
4/10/24	Denver	W, 116-107

2023-24 POSTSEASON VS. TIMBERWOLVES

DATE	SITE	RESULT
5/4/24	Denver	L, 99-106
5/6/24	Denver	L, 80-106
5/10/24	Minnesota	W, 117-90
5/12/24	Minnesota	W, 115-107
5/14/24	Denver	8:30 pm
5/16/24	Minnesota	6:30 pm

SERIES HISTORY VS. TIMBERWOLVES

	ALL-TIME	STREAKS	LAST WIN	LAST LOSS
Overall	7-7	Won 2	5/12/24	5/6/24
Home	4-3	Lost 2	4/25/23	5/6/24
Road	3-4	Won 2	5/12/24	4/23/23

Nuggets G **Jamal Murray**, Timberwolves F **Leonard Miller**, and Wolves G **Nickel Alexander-Walker** are from Canada ... Timberwolves C **Rudy Gobert** was drafted by the Denver Nuggets in the first round (27th overall) of the 2013 NBA Draft, then traded in a draft night trade for the 46th overall pick, Erick Green, and cash considerations ... Timberwolves C **Karl-Anthony Towns** and Nuggets G **Jamal Murray** played at Kentucky ... Timberwolves F **Kyle Anderson** (2012-14), **Jaylen Clark** (2020-23), and Nuggets F **Peyton Watson** (2021-22) attended and played at UCLA ... **Anderson**, Nuggets G **Justin Holiday**, and Timberwolves G **Mike Conley** played together while in Memphis during the 2018-19 season ... **Holiday** also played with Timberwolves F **TJ Warren** while in Indiana during the 2019-22 seasons ... Timberwolves G **Monte Morris** was drafted by the Nuggets (second round, 21st pick, 51st overall) in the 2017 NBA Draft ... **Morris** played for Denver from 2017-22, appearing in 280 games (105 starts) and averaging 10.5 points, 2.3 rebounds, and 3.7 assists in 25.2 minutes ... Timberwolves Assistant Coach **Micah Nori** was an assistant coach for the Nuggets from 2015-18 under Nuggets Head Coach **Michael Malone** ... **Nori** was also an assistant coach with Coach **Malone** while in Sacramento from 2013-15 ... Timberwolves head coach **Chris Finch** was an assistant with the Nuggets under Head Coach **Michael Malone** during the 2016-17 season ... Nuggets Assistant Coach, **David Adelman**, was a Player Development Coach (2011-12) then assistant coach for the Timberwolves (2012-13 to 2015-16) with his father Rick Adelman (2011-12 to 2013-14) ... Nuggets Assistant Coach, **Ryan Saunders**, was an assistant coach under his father Flip Saunders from 2014-15 then under Sam Mitchell and Tom Thibodeau from 2015-16 to 2018-19; as well as Head Coach for the Timberwolves over parts of the 2018-19 to 2020-21 seasons.

PREVIOUS MEETINGS

NUGGETS 115, TIMBERWOLVES 107 – MAY 12, 2024 – TARGET CENTER – MINNEAPOLIS, MN – GAME #9 (6-3, 3-1 AWAY)

TEAM	1	2	3	4	OT	FINAL	FG	FGA	FG%	3FG%	FT%	OR	DR	TR	A	PF	ST	TO	BS
DEN	29	35	26	25	-	115	45	79	.570	.448	.800	5	26	31	29	20	7	12	6
MIN	24	25	30	28	-	107	39	82	.476	.393	.667	12	30	42	21	21	5	11	3
TEAM	HIGH PTS		HIGH REB		HIGH AST		TEAM	HIGH PTS		HIGH REB		HIGH AST							
DEN	N. Jokic: 35		A. Gordon/N. Jokic: 7		J. Murray: 8		MIN	A. Edwards: 44		R. Gobert: 14		M. Conley: 9							





SERIES BACK TO EVEN

The Nuggets are coming back to Denver after going to Minnesota and doing exactly what they needed to do, even the series. Denver took down the Minnesota Timberwolves 115-107 on 5/12, to regain homecourt advantage and move the series to 2-2. Nikola Jokic and Aaron Gordon led the way for Denver, but it was truly a team effort all around. Some highlights from the win:

- **Aaron Gordon finished with 27 points on 11-12 shooting, seven rebounds, six assists, two blocks and one steal ... He is the first NBA player to put up at least 27/7/6 on 90% shooting in a playoff game.**
- Nikola Jokic posted a team-high 35 points on 15-26 shooting, seven rebounds and seven assists in 39 minutes ... Jokic now has 11 playoff games with at least 35/5/5 while everyone else in Nuggets history has nine combined ... He also had 26 paint points, tying the most the Wolves have had against any player in the paint this season.
- The Nuggets shot 57.0% FG, the eighth highest in Denver playoff history and the second highest ever in a road playoff game.

BACK ON TRACK

After dropping the first two games at home and digging themselves into a hole, the Nuggets were in a must win situation in game three and they delivered. Denver controlled the game from the tip and played Nuggets basketball, taking down the Timberwolves 117-90 to get back into the series. A few notes from the victory:

- **For the first time in Denver playoff history, all five starters scored in double figures while all shooting at least 50% FG. Combined the starters shot 57% FG, 53% 3pt-FG and 88% FT.**
- Nikola Jokic posted 24 points in 10-18 shooting, 14 rebounds and nine assists in 38 minutes ... Jokic is the first player in NBA postseason history to have 200+ points, 100+ rebounds and 75+ assists in the first eight games of the playoffs.
- The Nuggets 27-point victory was the largest margin of victory in the playoffs since 1987 from a team that dropped the first two games at home ... It was also tied for the fifth largest margin of victory in the playoffs for the Nuggets all time.

MV3

Nikola Jokić has done it again. The big man was named the NBA's Most Valuable Player for the 2023-24 season as voted on by members of the media. It is the third time Jokić has earned MVP honors in his career, becoming the ninth player in NBA history to win the award three or more times. Jokić, 29, capped off another historic campaign by becoming the **first player since Oscar Robertson in 1961-62 to average at least 25 points, 12 rebounds and nine assists for a single season.**

In 79 games (all starts), Joker averaged 26.4 points, 12.4 rebounds and 9.0 assists in a career-high tying 34.6 minutes per game, helping lead the Nuggets to a franchise tying best 57 wins. He shot 58.3% from the field and 35.9% from three while adding 1.37 steals per game and a career-high .86 blocks per game. Jokić registered 25 triple-doubles, one shy of the NBA lead and 68 double-doubles, the most double-doubles in a season in franchise history.

4-1 SERIES WIN

The Nuggets are officially advancing to the Western Conference semifinals after taking down the Los Angeles Lakers 108-106 on 4/29, winning their series in five games. The story of the night was once again Jamal Murray who buried another jumper at the buzzer to give the Nuggets a last second victory. Murray posted a game-high and postseason-high 32 points (13-28 FG, 5-10 3FG, 1-1 FT), three rebounds, seven assists, and one steal in 40 minutes. A few other notes from the big win:

- **Since the 1997-98 season, Murray is the only player to have multiple games within one playoff series in which he hit a game-winning field goal in the last five seconds ... He accounted for 23 of the Nuggets' 27 fourth quarter points in game five (scored 12 points and assisted on 110.**
- Nikola Jokić tallied 25 points, 20 rebounds, nine assists in 41 minutes. Jokić currently ranks sixth in points (141), first in rebounds (81), and third in assists (49) so far in the 2024 playoffs ... he has scored 20+ points in 24 consecutive playoff games, tying Alex English for the longest streak in franchise history (which was set from 4/17/84-4/26/86).
- Denver finished game five shooting 47.2% FG to the Lakers' 46.4% ... Dating back to last postseason, the Nuggets are 14-3 when shooting 50% FG or worse ... No other NBA team has won more games in the playoffs when shooting 50% or worse from the field.

VICTORY IN LA

The Nuggets entered Los Angeles looking to take a 3-0 lead in the series and they did exactly that, taking the life out of Crypto.com arena winning 112-105 on 4/25. Denver took over in the second half behind complete performances from Nikola Jokic, Aaron Gordon and Michael Porter Jr and now will try to complete the series Saturday. Some notes from the victory:

- **Aaron Gordon finished with a team-high 29 points on 12-18 shooting and grabbed 15 rebounds, both marking career playoff highs. Gordon now has seven postseason double-doubles, six of which have come with the Nuggets (5-1).**
- It was the first time since 2019 and just the fourth time in franchise history the Nuggets had four players score 20+ points in the same playoff game.
- Just the fourth time since 1994, an NBA team had three players with 20-point double-doubles in the same playoff game on the road.
- In the seven playoff games between the Lakers and the Nuggets in the last two years, LA has held a 10-point lead five times and lost each of those ... Prior to that stretch, the Lakers were 70-7 in the previous 77 playoff games when leading by 10+ points at some point of the game.





MURRAY'S MOMENT

There was magic in the Mile High City for game two against the Lakers on 4/22, as the Nuggets pulled off one of the most improbable comebacks in franchise history. Denver took down the Lakers 101-99 on a last second shot from Jamal Murray to take a 2-0 series lead. **The Nuggets made history, overcoming a 20-point deficit in the third quarter, making the largest comeback in playoff franchise history (the Lakers have only lost two playoff games in franchise history when leading by 20+ points).**

Murray struggled shooting the ball most of the night but found his rhythm when it mattered most, scoring 14 of his 20 points in the fourth quarter while shooting 6-8 from the field in the final period. A few other notes from the win:

- Nikola Jokić posted 27 points, 20 rebounds, 10 assists, and two steals in 41 minutes, posting his 17th career playoff triple-double ... Jokić finished the first quarter with 10 points and 10 rebounds, marking the first time in his career he's finished with a double-double before the second quarter (regular/postseason).
- Michael Porter Jr. recorded 22 points (8-13 FG, 6-10 3FG), nine rebounds, one assist, and two steals in 38 minutes, tying his career-high in 3FG in a playoff game for the fourth time ... He becomes the second player in franchise history to with five or more playoff games with 5+ 3FG's.
- For the sixth time in franchise history and the first time since 2012, Denver held the Lakers to under 100 points in a postseason game (previous five times came in 2012).

AUTOMATIC JOKER

Nikola Jokić set the tone in game one against the Los Angeles Lakers, dominating the second half to help Denver gain a 1-0 series lead. The Joker posted 32 points, 12 rebounds, seven assists, and two steals in 39 minutes marking his 27th playoff career game with 30+ points (15-12) and his 51st career playoff double-double (30-21). **Jokić has scored 20+ points in 20 consecutive playoff games, the only other Nuggets player with a longer streak is Alex English (24 in a row) and it's also currently the longest active streak in the NBA (Paul George - 19 straight).**

MOST GAMES WITH 30+ PTS/10+ REB/ 5+ AST – NBA POSTSEASON HISTORY	
PLAYER	TOTAL GAMES
1. LeBron James	41
2. Elgin Baylor	20
2. Kareem Abdul-Jabbar	20
4. Larry Bird	19
5. Nikola Jokic	17

Finally, it marked his 17th career playoff game recording 30+ points, 10+ rebounds and 5+ assists, trailing only Larry Bird, Kareem Abdul-Jabbar, Elgin Baylor and LeBron James.

NUGGETS TAKE GAME ONE

It's officially playoff time in the Mile High City and Denver has their eye on a repeat. They opened their 2024 postseason with a bang in front of a ruckus Ball Arena taking down the Los Angeles Lakers 114-103 to gain a 1-0 series lead. A few notes from the victory:

- The Nuggets have now won their first game in five straight playoff series dating back to last year.
- Moved to 17-3 when opening a series at home in the postseason.
- Finished with only six free throw attempts, becoming just the third team in NBA history to win a playoff game with three or less free throw attempts.
- Denver only had six turnovers ... the 12th time in franchise history and third time since the start of last year's postseason, Denver finished a playoff game with six or fewer turnovers.
- Aaron Gordon recorded 12 points, 11 rebounds, and seven assists in 32 minutes, tying his postseason career-high in assists and falling one rebound shy of his postseason career-high ... For the fourth time in his career, Gordon was +20 in a playoff game (game-high).





- **The Nuggets** defeated the Minnesota Timberwolves 115-107 on the road **on 5/12**, evening the series at 2-2 ... Denver shot 57.0% FG, the eighth highest in Denver playoff history and the second highest ever in a road playoff game.
- **Nikola Jokić** finished with 35 points on 15-26 shooting, seven rebounds, seven assists and three steals **at MIN on 5/12** ... He had three or more steals for the third time in this series ... Since 1977, he has the fourth most games by a center with three or more steals.
- **Denver** took down the Minnesota Timberwolves 117-90 **on 5/10**, moving to 1-2 in the series ... For the first time in Denver playoff history, all five starters scored in double figures while all shooting at least 50% FG. Combined the starters shot 57% FG, 53% 3pt-FG and 88% FT.
- **The Nuggets** lost to the Minnesota Timberwolves 106-80 at home **on 5/6**, dropping to 0-2 in the series ... Denver has lost two consecutive playoff games at home for the first time in the same postseason since 2021 ... It marks the eighth time in franchise history Denver has lost back-to-back games at home in the postseason.
- **Aaron Gordon** tallied a team-high 20 points (8-14 FG, 3-5 3FG, 1-2 FT), four rebounds, two assists, and one steal in 33 minutes **vs. MIN on 5/6** ... It marks his eighth career playoff game with 20+ points and his second this postseason.
- **Nikola Jokić** tallied 16 points (5-13 FG, 6-6 FT), 16 rebounds, eight assists, and one block in 38 minutes **vs. MIN on 5/6**, snapping his franchise record for longest streak of 20+ points in a game at 25 consecutive playoff games.
- **Denver** fell to the Minnesota Timberwolves 106-99 at home in game one **on 5/4** ... It marks the first time since 2022 vs. Golden State that the Nuggets have trailed in a playoff series.
- **The Nuggets** snapped their postseason home winning streak at four games (dating back to last season), which was tied for the Nuggets' third longest in franchise history.
- **Nikola Jokić** tallied a team-high 32 points (11-25 FG, 8-8 FT), eight rebounds, nine assists, and three steals in 41 minutes **vs. MIN on 5/4** ... Jokić has scored 20+ points in 25 consecutive playoff games, surpassing Alex English for the longest streak in franchise history (English had 24 consecutive games from 4/17/84- 4/26/86).
- **The Nuggets** took down the Los Angeles Lakers 108-106 at home in game five **on 4/29**, winning the series 4-1 Denver led at the end of the first quarter for the first time in nine games dating back to last postseason ... The Nuggets are 28-4 when tied or leading after the end of the first quarter (regular/postseason).
- **Denver** shot 8-9 FT to the Lakers 18-27 FT in game five **on 4/29**... It marks the first series-clinching win in NBA history that a team took fewer than 10 free throw attempts while their opponent took more than 25.
- **Michael Porter Jr.** recorded 26 points (8-12 FG, 5-7 3FG, 5-6 FT), four rebounds, one assist, and two steals in 46 minutes **vs. LAL on 4/29** ... It marks the second time in his playoff career putting up that stat line or better with his first time being on 6/1/2021 ... Porter Jr. has played in 54 playoff games, tying Bill Hanzlik for sixth most in franchise history.
- **Denver** fell to the Los Angeles Lakers 119-108 on the road **on 4/27**, dropping their first game in the series, as they now lead 3-1 ... It marked just the first loss to the Lakers in the last 12 games played.
- **Nikola Jokic** finished with 33 points on 10-20 shooting, 14 assists and 14 rebounds in 41 minutes **at LAL on 4/27** ... There have been five total playoff games in NBA history with a player posting 33+ points, 14+ rebounds and 14+ assists with Nikola Jokic now owning three of those games.
- **The Nuggets** took down the Los Angeles Lakers 112-105 on the road **on 4/25**, taking a 3-0 lead in the series ... It was just the fourth time since 1994 an NBA team had three players with a 20-point double-doubles in the same playoff game on the road.
- **Aaron Gordon** finished with 29 points on 12-18 shooting and grabbed 15 rebounds in 41 minutes **at LAL on 4/25** ... His points and rebounds both were career playoff-highs and it was his sixth playoff double-double with Denver with them moving to 5-1 in those games.
- **Denver** defeated the Los Angeles Lakers 101-99 at Ball Arena **on 4/22**, taking a 2-0 series lead ... Denver has won six consecutive playoff games against the Lakers, tying the longest by any team against the Lakers (Jazz won six in 1997-98).
- **The Nuggets** overcame a 20-point postseason deficit **vs. LAL on 4/22** the most in franchise history ... The Lakers have lost two games in franchise history when leading by 20+ points (lost to Boston in 2008 after leading by 24).





- **Nikola Jokić** posted 27 points, 20 rebounds, 10 assists, and two steals in 41 minutes, posting his 17th career playoff triple-double **vs. LAL on 4/22** ... Jokić finished the first quarter with 10 points and 10 rebounds, marking the first time in his career he's finished with a double-double before the second quarter (regular/postseason).
- **Michael Porter Jr.** recorded 22 points (8-13 FG, 6-10 3FG), nine rebounds, one assist, and two steals in 38 minutes **vs. LAL on 4/22**, tying his career-high in 3FG in a playoff game for the fourth time ... Porter Jr. now has 368 career playoff rebounds, securing the third most in franchise history.
- **The Nuggets** took down the Los Angeles Lakers 114-103 at home **on 4/20**, going up 1-0 in the series ... For the 12th time in franchise history and third time since the start of last year's postseason, Denver finished a playoff game with six or fewer turnovers.
- **Jamal Murray** posted 22 points, six rebounds, 10 assists, and one block in 39 minutes **vs. LAL on 4/20** ... It marks Murray's ninth career double-double in the postseason, becoming the sixth player in franchise history to have 9+ double-doubles.
- **Denver** finished the NBA season ranked third in assists ... The Nuggets are the only team to rank in the top five in each of the last eight seasons (Warriors seven times, including leading the league five times).
- **Christian Braun** became the first Nuggets reserve to have 19+ points, 10+ rebounds and 5+ assists since Wilson Chandler in Nov 2016 **vs. MEM on 4/14** ... It was his second career double-double.
- **The Nuggets** lost to the San Antonio Spurs 121-120 on the road **on 4/12** ... Denver scored 100 points through three quarters ... Since 2010-11 they are now 83-8 when scoring 100+ points through three quarters.
- **Denver** beat the Minnesota Timberwolves 116-107 at home **on 4/10**, moving into the #1 seed in the Western Conference ... The Nuggets finish the regular season 33-8 at home and move to 56-24 overall ... With one more win, Denver will tie the most wins in franchise history (57).
- **The Nuggets** finished with 31 assists **vs. MIN on 4/10** ... Denver is now 29-4 when getting 30+ assists this season.
- **Nikola Jokić** posted 41 points, 11 rebounds, seven assists, and three steals in 38 minutes **vs. MIN on 4/10**, marking his 20th career game with 40+ points and 26th triple-double of the season ... Denver has won 18 consecutive home games when he posts a triple-double.
- **Jamal Murray** posted 20 points, four rebounds, and six assists in 27 minutes **vs. MIN on 4/10** ... It marked Murray's 33rd game of the season with 20+ points and is one game shy of tying the number of games he finished with 20+ points last season ... Dating back to last season, the Nuggets are 52-15 when Murray scores 20+ points.
- **The Nuggets** beat the Utah Jazz 111-95 on the road **on 4/9**, winning their 55th game of the season ... Denver had 10+ blocks and 10+ steals in the same game for the fourth time this season (had just three such games in the 10 seasons from 2013-14 through last year).
- **Jamal Murray** posted 28 points on 11-20 shooting, four assists and two rebounds in 27 minutes **at UTA on 4/9** ... The Nuggets move to 16-1 this season when Murray scores 25+ points ... He becomes the first Nuggets player with 4+ 3pt-FGM, 4+ steals and 3+ blocks in a game.
- **Denver** beat the Atlanta Hawks at home **on 4/6**, winning their fourth consecutive game at home against Atlanta ... The Nuggets put up 27 bench points before the half and 58 overall for the game ... It marks the most bench points in a first half this season ... In the last two games combined, Denver's reserves scored a total of 26 points.
- **Denver** knocked down a season-high 23 three-pointers and tied their season-high in points for the third time (142) **vs. ATL on 4/6** ... The Nuggets are 11-0 this season when finishing with 130+ points (with nine of those games coming at home) ... Last season, Denver finished 7-0 when scoring 130+ points (nine games at home).
- **Kentavious Caldwell-Pope** led the Nuggets with 24 points (9-12 FG, 6-9 3FG), two rebounds, one assist, and two steals in 27 minutes, marking a new season-high in points and tying his season-high in 3FG **vs. ATL on 4/6** ... Caldwell-Pope was +21, his 12th game this season with a +/- of 20 or higher, marking more than he's had in the last two seasons combined (had seven in 2022-23 and four in 2021-22).
- **The Nuggets** lost the Los Angeles Clippers 102-100 on the road **on 4/4** ... The Clippers shot 38% FG and 21% 3pt-FG ... It marked the first time in a regulation game that the Nuggets lost when holding a team under 40% FG and 25% 3pt-FG since 4/4/14 (exactly 10 years ago) at Memphis.
- **Nikola Jokic** posted 36 points on 14-24 shooting, 17 rebounds and 10 assists **at LAC on 4/4** ... He becomes the 26th player in the NBA to achieve 14,000 career points while playing with just one team ... He joins fellow Nuggets great Dan Issel in that achievement.





EYES SET ON BACK-TO-BACK

The Nuggets regular season has come to a wrap and now the focus is becoming back-to-back world champions. **The Nuggets capped off the season with a road win against the Memphis Grizzlies on 4/14. The win marked their 24th road victory of the season, the second most all-time in franchise history. Here are a few other notables from the historic season:**

- Tied the franchise record with 57 wins.
- Best offensive rating in franchise history (118.5).
- The Nuggets have now qualified for the playoffs in six straight seasons, the longest streak amongst all franchises in the Western Conference.
- Second most road wins in a season in franchise history (24-17).
- Tied for the best home record in the Western Conference (33-8).
- 5th best field goal percentage in a season in franchise history (49.6%).
- Coach Malone passed George Karl for the second most wins in franchise history (424).

58 WINS IN SIGHT

After a historic postseason run last season, the Nuggets are on the verge of following it up with an historic regular season. Denver took down the Minnesota Timberwolves 116-107 at home on 4/10, moving their home record to 33-8 this season and with two games to go, Denver needs one win to tie the franchise record for most wins in a season.

Denver was led by Nikola Jokic who posted 41 points, 11 rebounds, seven assists, and three steals in 38 minutes marking his 20th career game with 40+ points. **Peyton Watson off the bench was also impressive, finishing with three points, four rebounds, four assists, and six blocks in 23 minutes. Watson is the first Nuggets bench player with six or more blocks since JaVale McGee on 12/29/12.**

NUGGETS MOST WINS IN A SEASON	
SEASON	RECORD
1. 2012-13	57-25
2. 2023-24	56-24
3. 2018-19	54-28

RAINING THREE'S

With playoff seeding implications in every game down the stretch, the Nuggets helped their cause taking down the Atlanta Hawks 142-110 at home on 4/6. The victory tied the Nuggets for the second-most wins in franchise history, moving them to 54-24 overall. **The Nuggets came out of the gates red hot from downtown, as they knocked down a season-high 23 three-pointers and tied their season-high in points for the third time (142). The Nuggets are 11-0 this season when finishing with 130+ points (with nine of those games coming at home). As well, for the first time this season, Denver shot 50%+ from the field and scored 30+ points in all four quarters.**

Kentavious Caldwell-Pope led the Nuggets with 24 points (9-12 FG, 6-9 3FG), two rebounds, one assist, and two steals in 27 minutes, marking a new season-high in points and tying his season-high in 3FG. Caldwell-Pope was +21, his 12th game this season with a +/- of 20 or higher, marking more than he's had in the last two seasons combined.

PLAYOFFS CLINCHED

After losing two straight home games, the Nuggets faced the Cleveland Cavaliers on Sunday afternoon and delivered for the home fans. Denver took down Cleveland 130-101, winning their 52 game of the season. With the victory, it guaranteed the Nuggets make the playoffs, being the first team from the Western Conference to lock up a spot. **The Nuggets have now qualified for the playoffs in six straight seasons, the longest streak amongst all franchises in the Western Conference.**

MARCH MADNESS

Denver is closing the season strong, and the month of March has been good for the Nuggets. With their win over the Memphis Grizzlies on 3/25, Denver moved their record to 15-2 since the all-star break. It also marked the Nuggets' third time finishing with 10+ wins in a month this season (finished 10-5 in December and 10-5 in January), last season, the Nuggets finished with 10+ wins in a month only twice. **Denver hasn't finished with more than 12 wins in a month over the last three seasons but still have three games remaining in March.**

For the first time this season, the Nuggets are leading the league in monthly assists per game with 30.8. Denver is also shooting a season-best 51.9% FG and 40.1% 3FG (minimum five games played) in the month of March.

ANOTHER 50-WIN SEASON

The Nuggets continue to be one of the most successful franchises in the league and with their win over the Portland Trail Blazers on 3/23, Denver moved their record to 50-21 on the season, the first team in the west to win 50 games. Missing two starters, Christian Braun rose to the occasion recording 17 points on 7-15 shooting, eight rebounds, six rebounds, three steals and one block in 36 minutes. He became the first Nuggets bench player to have 17+ points, 8+ rebounds, 6+ assists, 3+ steals and 1+ block in a game.

With the win, it is the third 50-win season in the Michael Malone era and their second straight. It also marks the fastest ever that the Nuggets reached 50 wins in an NBA season. In 2012-13 (when winning franchise-most 57 games) and again last year Denver won its 50th game in game 74.

SEASON TO REMEMBER FOR MPJ

Michael Porter Jr. has officially etched himself into Nuggets history, this time atop the single season three-point record. MPJ was great all around against the New York Knicks on 3/21, posting 31 points on 13-16 shooting (3-6 3FG's) and eight rebounds in 37 minutes helping the Nuggets to the victory. **He now has 193 threes on the season, marking the most in a single season in Nuggets franchise history (Dale Ellis, 192), and now finds himself on that list twice, sitting in fourth as well (170 in 20-21).**

Porter Jr. has 4,020 career points in 256 games with the Nuggets. The only other Nuggets players to amass that many points or more in 256 games or fewer is David Thompson (6,721 points in 256 games), Carmelo Anthony (5,988 points in 256 games), Larry Jones (5,746 points in 225 games), and Kiki Vandeweghe (5,723 points in 256 games).





MURRAY DISHING THE ROCK

The Blue Arrow this season has been getting everyone involved and his assist numbers show it. Murray helped the Nuggets end their five-game road stand with a big win over the Minnesota Timberwolves on 3/19. He posted 16 points, along with 11 assists and eight rebounds in 32 minutes, helping the Nuggets regain the #2 seed in the Western Conference. With 13 games remaining, Murray has 356 assists just 44 shy of his career-high for a season (400).

As well, Murray now has nine games this season posting at least 10+ points and 10+ assists, while only having 12 other such games since joining the NBA in 2017.

JAMAL MURRAY - GAMES WITH 10+ PTS & 10+ REB	
SEASONS	GAMES
2023-2024	9
2017-2023	12

20 ROAD WINS AND COUNTING

Denver has been rolling on the road as of late and it's a big reason why they find themselves in the number one spot in the West. Their winning ways continued in Austin, Texas on 3/15 as they took down the San Antonio Spurs 117-106 to move their record to 47-20 on the season. It is their fifth straight road victory, **making them the first team in the NBA this season to have two separate five game road win streaks. Also, all five victories have come by 10+ points, marking the first time in team history the Nuggets have done that.**

Finally, after the win, it moved the Nuggets road record on the season to 20-14, the seventh time in team history winning 20+ games on the road. Denver joins the Celtics and Clippers as the only NBA teams to win 20+ road games five times in the last six years.

MOST ROAD WINS IN NBA SINCE 2018-19		
TEAM	RECORD	WIN %
1. Milwaukee	140-91	.606
2. Boston	128-100	.561
3. Denver	127-104	.5502
4. L.A. Clippers	123-106	.537

RED HOT SINCE THE BREAK

It is officially the point in the season where the Nuggets find themselves in a battle for position and every win or loss is crucial. Denver has opened the post All-Star break looking every bit of their championship selves with an NBA best 11-1 record. It continued in a playoff atmosphere against the Miami Heat on 3/13 where the Nuggets took down the Heat 100-88. **The Nuggets have won eight consecutive regular season games against the Heat, tying for the longest active win streak against any NBA team (Pacers). As well, the Nuggets have shot 50%+ FG in 29 of the 40 quarters (60%+ 12 times) since the break. All around the Nuggets are clicking at the right time and their numbers in key categories are trending in the right direction. As well,**

POST ALL-STAR NUMBERS & RANKS	
CATEGORY	NBA RANK
Wins	11 (1 st)
Assists per game	33.4 (2 nd)
Steals	8.8 (3 rd)
Def. rebounds	37.3 (1 st)
Def. rating	113.0 (9 th)
Points allowed	110.0 (7 th)

COMEBACK FOR THE WIN

The Nuggets finished out their five game homestand with a contest against the Toronto Raptors on 3/11. Denver fell behind early, trailing by as many as 22 points in the third quarter but flipped a switch, outscoring the Raptors 74-51 in the second half to win 125-119. **Jamal Murray and Nikola Jokić led the way, as Murray finished with 26 points, five rebounds, 12 assists, and two blocks in 39 minutes, tying his season-high in blocks for the 10th time this season. Jokić added a triple-double posting 35 points (14-26 FG, 1-3 3FG, 6-6 FT), 17 rebounds, 12 assists, six steals, and two blocks in 38 minutes. A few more notes from the victory:**

- It was third time since 97-98 in which Denver trailed by 21+ points in the third quarter and won (1/18/2019 at Memphis, down 25; and 2/10/2020 vs. San Antonio, down 23).
- Nikola Jokić and Jamal Murray each recorded 25+ points and 10+ assists for the fourth time as teammates during the regular season and postseason ... It marks the most by a duo in NBA history ... It's also the second time in NBA history that two teammates had 25+ points and 12+ assists in the same game.

1ST HALF FOR THE AGES

After two big matchups at home against the Suns and Celtics the Nuggets finished off the week with a Saturday night game against the Utah Jazz. Denver used a huge first half to get out to a big lead, scoring a season-high 142 points and took down Utah by 21 for their seventh wire-to-wire win of the season. The start of the game was dominated by the Nuggets, scoring a season-high tying 78 points on 66% shooting while making a season-high for half 14 three pointers in the first half. It was just the fourth time since 1996-97 the Nuggets had 14+ 3FG in a half.

MPJ'S PERFECT NIGHT

Michael Porter Jr. has looked like a new man after the All-Star break, and he is playing his best basketball of the season. Porter Jr. was locked in for the Nuggets road matchup against the Lakers on 3/2, posting one of the best stat lines of his career. He recorded 25 points on a perfect shooting night, going 10-10 from the field and 5-5 from three-point range to help the Nuggets win their eighth straight game over the Lakers 124-114. **It was his third time scoring 30+ this season, all coming with a double-double (32-8 all-time when he records a double-double) and the 14th time in Porter Jr.'s career scoring 30+ points in a game (12-2 in those games)**

Porter Jr. is the first player in NBA history to have 10+ FGA's and 5+ 3PA's without missing a shot in a game and is the first Nuggets player to record 25+ points, 5+ three-point attempts and 100% shooting in a game.

FIVE STRAIGHT W's

With a finals rematch looming against the Miami Heat on the second night of a back-to-back, the Nuggets kept their win streak alive taking down the Heat 103-97 at Ball Arena. It was their fifth straight victory out of the all-star break and their fast start helped get the victory. They led by 16 after the first quarter and still have only lost two home games in team history when leading by 16+ after the first quarter (in 1992 and 1999).

Jamal Murray left the game early with an ankle injury and Michael Porter Jr. stepped up. MPJ posted a game-high 30 points (12-23 FG, 4-10 3FG, 2-2 FT), 11 rebounds, three assists, two steals, and two blocks in 38 minutes. It marks the first time in his career posting those numbers and it is his 12th double-double of the season (had 15 last season).





CENTER OF THE ASSIST

The #1 seed in the Western Conference was fully up for grabs for the Nuggets at home against Minnesota on 4/10. Nikola Jokic put together arguably his best game of the season, helping Denver gain control of the first seed, winning 116-107. Jokić posted 41 points, 11 rebounds, seven assists, and three steals in 38 minutes marking his 20th career game with 40+ points and 26th triple-double of the season. **The Nuggets have won 18 consecutive home games when he posts a triple double.**

As well, Jokić notched his 4,650th career assist tonight, passing Wilt Chamberlain (4,643) for secondmost assists by a center in NBA history. The only other center with more assists is Kareem Abdul-Jabbar (5,660). He has recorded 691 assists this season, marking the most assists he's had in a single season in his career.

MOVING UP THE RANKS

Nikola Jokić is moving up the all-time scoring list in franchise history and just passed a Nuggets great. Joker posted 42 points, 16 rebounds, six assists, one steal, and two blocks in 37 minutes vs. SAS on 4/2, tying his season-high in points. **Jokić now holds the third-most points in franchise history (13,978) moving ahead of Carmelo Anthony (13,970).**

As well, Joker tied Anthony for the second most 40-point games in Nuggets history with 19, trailing Alex English who had 40 total games.

NUGGETS ALL-TIME SCORING LIST	
PLAYER	POINTS
1. Alex English	21645
2. Dan Issel	16589
3. Nikola Jokic	13978
4. Carmelo Anthony	13970

ATOP THE ALL-TIME GREATS

After a two-game losing streak, the Nuggets bounced back at home against the Cleveland Cavaliers on 4/1. Denver used another all-time performance from Nikola Jokić, who posted 26 points (11-18 FG, 1-2 3FG, 3-5 FT), 18 rebounds, 16 assists, and one steal in 34 minutes. It marked Joker's 23rd triple double of the season and 128th of his career, just 11 short of passing Magic Johnson for third on the all-time list.

Jokić now has four career games with 25+ points, 15+ rebounds, and 15+ assists while shooting 60% or better from the field. No other player in NBA history has more than three games.

NBA HISTORY – GAMES WITH 25+ PTS/15+ REB/15+ AST ON 60% FG	
PLAYER	TOTAL GAMES
1. Nikola Jokić	4
2. Wilt Chamberlain	3
3. Larry Bird	1
3. Oscar Robertson	1

DOMINATE DIVISION PERFORMANCE

Nikola Jokić knew it was a meaningful game from the jump and his performance showed it. The big man recording another great line, posting 35 points (14-22 FG's), 16 rebounds, two assists and two steals in 37 minutes at Minnesota on 3/19, helping the Nuggets win their 48th game of the season and regain the #2 seed in the Western Conference. **It marks the Joker's fourth game this season with 35+ points and 15+ rebounds, only trailing Giannis Antetokounmpo by one.**

2023-24– TOTAL GAMES W/ 35+ PTS AND 15+ REB	
PLAYER	GAMES
1. Giannis Antetokounmpo	5
2. Nikola Jokić	4

A STAT LINE NEVER SEEN BEFORE

Nikola Jokić is on pace for his third MVP and the case was added to after his huge game against the Raptors on 3/11. Jokić had one of the best stat lines the NBA has ever seen after putting up a game-high 35 points (14-26 FG, 1-3 3FG, 6-6 FT), 17 rebounds, 12 assists, six steals, and two blocks in 38 minutes helping the Nuggets to a 125-119 win. **Jokić the second player to record a triple double with 35+ points, 15+ rebounds and 6+ steals since James Harden in 2017. A few other notes from his big night:**

- **Recorded his 21st triple-double of the season and 126th of his career.**
- **Only seven other players have recorded a 35-point triple-double with 5+ steals (all took place from 1973-1989).**

SECOND STRAIGHT WITH 20

The Joker joined a list of NBA greats after another masterful performance in front of a sold-out crowd at Ball Arena on 3/7. Jokić finished with a team-high 32 points (11-19 FG, 10-10 FT), 12 rebounds, 11 assists, and two steals in 38 minutes helping the Nuggets take down the Boston Celtics 115-109. **It marked his 20th triple double of the season, making him the fourth player in NBA history to record 20+ triple-doubles in multiple seasons after recording 29 last season.**

NBA HISTORY – MULTIPLE SEASONS WITH 20+ TRIPLE DOUBLES	
PLAYER	SEASONS
1. Oscar Robertson (5x)	1960-61, 1961-62, 1962-63, 1963-64, 1964-65
2. Russell Westbrook (4x)	2016-17, 2017-18, 2018-19, 2020-21
3. Wilt Chamberlain (2x)	1966-67, 1967-68
4. Nikola Jokić (2x)	2022-23, 2023-24

ASSISTING SEASON AFTER SEASON

Despite the 117-107 loss to the Phoenix Suns at home on 3/5, Nikola Jokić once again sees his name at the top of the Nuggets record books. The Joker finished with 25 points (8-18 FG, 4-7 3FG, 5-7 FT), 16 rebounds, and five assists in 44 minutes setting a new season-high in 3FG. **The 16 rebounds moved him to 7,011 in his career, becoming the first player in franchise history to record 7,000 rebounds.**

FRANCHISE HISTORY – MOST CONSECUTIVE SEASONS WITH 550+ ASSISTS	
PLAYER	SEASONS
1. Fat Lever	1984-1989 (5 straight)
2. Nikola Jokić	2019-2024 (5 straight)

As well, Jokić now has 560 assists on the season, joining Fat Lever as the only players in Nuggets franchise history to have five straight seasons recording 550+ assists. Outside of Jokić and Lever, the Nuggets have only had six other players finish with 550+ assists in a season.





FOUR IN A ROW

Nikola Jokić is currently on one of the most impressive streaks of his career, and it kept rolling Wednesday night vs. Sacramento on 2/28. The Joker recorded another triple double, posting 14 points (5-9 FG's), 14 rebounds and 11 assists in 32 minutes, finishing with a +37, the second-best mark of his career.

It was his fourth straight triple-double (all coming in wins), making it the fourth time in his career he has had four straight. Even more impressive is all of them have come before the start of the fourth quarter, Jokić joins Russell Westbrook as the only players since 1997-98 to post a triple-double before the fourth quarter in at least four consecutive games.

THREE STRAIGHT MASTERPIECES

The big man from Sombor Serbia, continues to do things few others have done before him. For the third straight game after the All-star break, Jokić was incredible, this time helping the Nuggets to a 119-103 win over the Golden State Warriors on 2/25. It moved Denver to 3-0 after the break with each win coming by 15+ points, the last time a Nuggets team did that was in December 2017. Jokić finished with 32 points (13-24 FG's), 16 rebounds, 16 assists, four steals and one block in 37 minutes for his 123rd career triple double and the 18th of the season. It is the seventh time in his career recording a triple double in three straight games and has only done so in four games in row three times. A few more notes from his huge three game stretch:

- **First player in NBA history with three straight games with 14+ rebounds and 14+ assists.**
- **Third game of his career posting 30+ PTS, 15+ AST, and 15+ REB, passing Wilt Chamberlain (2) and trailing Oscar Robertson (11) for second-most such games all-time.**
- **In his last three games, has had 82 points, 50 rebounds and 45 assists, while shooting 70.4% from the field and has a combined +/- of +67. No NBA player since at least 1975-76 has had a three-game span with 82/50/45.**
- **Second player ever with 30 points, 15 rebounds, 15 assists and four steals in a game since steals became official in 1973-74.**

BACK-TO-BACK WORKS OF ART

Nikola Jokić has maintained his dominate self and fresh out of the break, Jokić has done exactly that. The big man finished with another triple double on the second night of a back-to-back at Portland on 2/23. He posted 29 points, 15 rebounds and 14 assists in 35 minutes helping the Nuggets secure a 127-112 victory. The big fella had it going early recording 13 points, 11 rebounds and seven assists in the first half. Since 1996-97, there has been 11 times in the NBA a player has had 13+ points, 11+ rebounds and 7+ assists in a first half, Nikola Jokić has done it three of those times.

It is the 25th time in his career having a triple double in consecutive games (including four straight three times and three straight three times) but just the eighth time he has done it in back-to-back games. Over the last two games, Jokić posted 50 points, 34 rebounds, 29 assists on 22-27 shooting with fewer field goals missed than free throw attempts (7).

TRIPLE DOUBLE AROUND THE ASSOCIATION

The Joker and the Nuggets returned to action in front of the 27th consecutive sold out crowd at Ball Arena on 2/22. After a lengthy All-Star break and with every game mattering for the fight at the top of the Western Conference for playoff seeding, the Nuggets snapped their three-game losing streak taking down Washington 130-110. **Jokić once again led the way for Denver, posting 21 points (10-10 FG), 19 rebounds, 15 assists, and one steal in 31 minutes. The triple double marks the 121st of his career and he joins LeBron James and Russell Westbrook as the only players in NBA history to record a triple double against every franchise they have faced. The perfect night also had a few other highlights:**

- It is the fourth time in Jokić's career collecting a triple-double with perfect shooting from the field, setting an NBA record ... Wilt Chamberlain has three career triple-doubles with perfect shooting, followed by Draymond Green who has two.
- Now has three career games shooting 100% FG with 10 or more attempts, including two from this season (Howard – 3 games, Chamberlain – 8 games).

20/20/10 EXCLUSIVE

After sitting out in the Nuggets road loss to the Oklahoma City Thunder due to low back pain, the Joker returned and dominated in historic fashion against the Trail Blazers on 2/2. The big man posted 27 points (11-16 FG, 1-1 3FG, 4-4 FT), 22 rebounds, 12 assists, one steal, and two blocks in 38 minutes becoming the first player in NBA history to record that stat line in a game helping the Nuggets win 120-108. It also marked his 15th triple double of the season and his second straight doing so before the fourth quarter.

Jokić now has 15 career games grabbing 20+ rebounds, only two other players in franchise history have more such games (Dikembe Mutombo, 19 and Marcus Camby, 24). Finally, this marks the sixth time in his career posting 20/20/10, joining some all-time greats doing so six or more times.

NBA HISTORY- CAREER GAMES WITH 20/20/10	
PLAYER	TOTAL GAMES
1. Wilt Chamberlain	40
2. Elgin Baylor	10
3. Oscar Robertson	8
4. Nikola Jokić	6

A TRIPLE-DOUBLE MASTER CLASS

Nikola Jokić and the Nuggets came to Indiana riding a two-game winning streak and needing a win to guarantee a winning five game road trip. Jokić and Jamal Murray delivered, as the duo each scored 30+ points, carrying Denver to a 114-109 win. It marked the ninth time ever that Jokić and Murray both scored 30+ points in the same game with Denver moving to 9-2 in those games. Jokić was his normal dominant self, finishing with 31 points (13-9 FG's, 3-4 3FG's, 2-2 FT's), 13 rebounds and 10 assists in 37 minutes for his league leading 13th triple double of the season.

The Joker now has 10 career 30+ point triple doubles with one or fewer turnovers (including four this season). Nobody else in NBA history has more than two in their career.



PLAYOFF MISCELLANEOUS STATS



NUGGETS RECORD WHEN...	OVERALL	HOME	ROAD
Outrebounding opponent	4-1	2-1	2-0
Outrebounded by opponent	2-2	1-1	1-1
Tied in Rebounding	0-0	0-0	0-0
Shooting better than opponent	3-0	1-0	2-0
Shooting worse than opponent	2-3	2-2	0-1
Shooting same than opponent	1-0	0-0	1-0
More FTM than opponent	2-3	1-2	1-1
Less FTM than opponent	4-0	2-0	2-0
Same FTM than opponent	0-0	0-0	0-0
More 3FGM than opponent	4-2	2-1	2-1
Less 3FGM than opponent	1-1	1-1	0-0
Same 3FGM than opponent	1-0	0-0	1-0
More assists than opponent	5-1	2-0	3-1
Less assists than opponent	1-1	1-1	0-0
Same assists than opponent	0-1	0-1	0-0
More turnovers than opponent	3-2	1-1	2-1
Less turnovers than opponent	3-1	2-1	1-0
Same turnovers than opponent	0-0	0-0	0-0
Bench outscores opponent bench	4-0	3-0	1-0
Opponent bench outscores DEN	2-3	0-2	2-1
Bench scoring equal	0-0	0-0	0-0
Scoring less than 80 points	0-0	0-0	0-0
Scoring between 80-89 points	0-1	0-1	0-0
Scoring between 90-99 points	0-1	0-1	0-0
Scoring between 100-109	2-1	2-0	0-1
Scoring 110 or more points	4-0	1-0	3-0
Opponent scores less than 80	0-0	0-0	0-0
Opponent scores between 80-89	0-0	0-0	0-0
Opponent scores between 90-99	2-0	1-0	1-0
Opponent scores between 100-109	4-2	2-2	2-0
Opponent scores 110 or more	0-1	0-0	0-1

NUMBER OF TIMES RECORDING	POINTS			REB	AST	BLK	STL	DD	TD
	10+	20+	30+	10+	10+	3+	3+		
Christian Braun	2	--	--	--	--	--	--	--	--
Kentavious Caldwell-Pope	3	--	--	--	--	--	2	--	--
Vlatko Cancar	--	--	--	--	--	--	--	--	--
Aaron Gordon	6	3	--	3	--	--	--	2	--
Justin Holiday	2	--	--	--	--	--	--	--	--
Reggie Jackson	--	--	--	--	--	--	--	--	--
Nikola Jokic	9	8	4	7	2	1	3	7	2
DeAndre Jordan	--	--	--	--	--	--	--	--	--
Braxton Key	--	--	--	--	--	--	--	--	--
Jamal Murray	8	6	1	1	1	--	1	1	--
Zeke Nnaji	--	--	--	--	--	--	--	--	--
Jalen Pickett	--	--	--	--	--	--	--	--	--
Michael Porter Jr.	7	6	--	2	--	--	1	2	--
Julian Strawther	--	--	--	--	--	--	--	--	--
Hunter Tyson	--	--	--	--	--	--	--	--	--
Peyton Watson	--	--	--	--	--	--	--	--	--

NUMBER OF TIMES LEADING TEAM IN . . . (INCLUDES TIES)	PTS	REB	AST	BLK	STL	MIN
	Christian Braun	--	--	--	1	--
Kentavious Caldwell-Pope	--	--	--	2	3	--
Vlatko Cancar	--	--	--	--	--	--
Aaron Gordon	2	2	--	2	--	4
Justin Holiday	--	--	--	--	1	--
Reggie Jackson	--	--	--	--	--	--
Nikola Jokic	6	9	7	2	4	4
DeAndre Jordan	--	--	--	--	--	--
Braxton Key	--	--	--	--	--	--
Jamal Murray	2	--	3	2	2	--
Zeke Nnaji	--	--	--	1	--	--
Jalen Pickett	--	--	--	--	--	--
Michael Porter Jr.	--	--	--	3	3	1
Julian Strawther	--	--	--	--	--	--
Hunter Tyson	--	--	--	--	--	--
Peyton Watson	--	--	--	3	--	--

STARTING LINEUPS							
LAST USED	GAME	FORWARD	FORWARD	CENTER	GUARD	GUARD	RECORD
5/12	at Timberwolves	M. Porter Jr.	A. Gordon	N. Jokic	K. Caldwell-Pope	J. Murray	6-3

GAMES MISSED DUE TO INJURIES/SUSPENSIONS		
NAME	INJURY/ILLNESS	DATES OUT
		No Injuries



PLAYOFF MISCELLANEOUS STATS



	DENVER NUGGETS		OPPONENTS	
Points	35	Nikola Jokic at MIN 05/12/2024	44	Anthony Edwards at MIN 05/12/2024
Points in a Quarter	16	Nikola Jokic (4th) at MIN 05/12/2024	16	Anthony Edwards (1st) vs. MIN 05/04/2024
Points in a Half	19	Nikola Jokic (1st) at MIN 05/12/2024	25	Anthony Edwards (1st) vs. MIN 05/04/2024
Field Goals	15	Nikola Jokic at MIN 05/12/2024	17	Anthony Edwards vs. MIN 05/04/2024
	15	Nikola Jokic vs. LAL 04/20/2024		
Field Goal Attempts	28	Jamal Murray vs. LAL 04/29/2024	29	Anthony Edwards vs. MIN 05/04/2024
Field Goal Percentage	1.000	Zeke Nnaji (1-1) at MIN 05/10/2024	1.000	Luka Garza (2-2) at MIN 05/10/2024
	1.000	Jalen Pickett (1-1) vs. MIN 05/06/2024		
	1.000	Peyton Watson (1-1) vs. LAL 04/29/2024		
	1.000	DeAndre Jordan (1-1) vs. LAL 04/20/2024		
3-PT Field Goal	6	Michael Porter Jr. vs. LAL 04/22/2024	7	D'Angelo Russell vs. LAL 04/22/2024
3-PT FG Attempts	11	Michael Porter Jr. at LAL 04/27/2024	11	D'Angelo Russell vs. LAL 04/22/2024
3-PT FG Percentage	1.000	Aaron Gordon (2-2) at MIN 05/12/2024	1.000	Josh Minott (1-1) vs. MIN 05/06/2024
Free Throws	11	Nikola Jokic at LAL 04/27/2024	8	Anthony Davis vs. LAL 04/20/2024
Free Throw Attempts	11	Nikola Jokic at LAL 04/27/2024	9	Rudy Gobert at MIN 05/12/2024
			9	Anthony Davis vs. LAL 04/20/2024
Free Throw Percentage	1.000	Nikola Jokic (11-11) at LAL 04/27/2024	1.000	Anthony Edwards (6-6) vs. MIN 05/04/2024
			1.000	Austin Reaves (6-6) at LAL 04/27/2024
Offensive Rebounds	6	Nikola Jokic vs. MIN 05/06/2024	7	Kyle Anderson vs. MIN 05/06/2024
	6	Aaron Gordon vs. LAL 04/20/2024		
Defensive Rebounds	18	Nikola Jokic vs. LAL 04/29/2024	20	Anthony Davis at LAL 04/27/2024
Total Rebounds	20	Nikola Jokic vs. LAL 04/29/2024	23	Anthony Davis at LAL 04/27/2024
	20	Nikola Jokic vs. LAL 04/22/2024		
Assists	14	Nikola Jokic at LAL 04/27/2024	12	LeBron James vs. LAL 04/22/2024
Steals	4	Kentavious Caldwell-Pope at LAL 04/27/2024	4	LeBron James vs. LAL 04/29/2024
			4	Austin Reaves at LAL 04/25/2024
Blocks	3	Nikola Jokic at MIN 05/10/2024	4	Naz Reid vs. MIN 05/06/2024
			4	Anthony Davis vs. LAL 04/20/2024
Minutes	46:22	Aaron Gordon vs. LAL 04/29/2024	45:20	Anthony Edwards at MIN 05/12/2024
Points in Paint	28	Nikola Jokic vs. LAL 04/20/2024	26	Anthony Davis at LAL 04/25/2024
Second Chance Points	7	Nikola Jokic vs. LAL 04/29/2024	8	Anthony Davis at LAL 04/27/2024
	7	Jamal Murray at LAL 04/25/2024	8	Anthony Davis at LAL 04/25/2024
Fast Break Points	8	Jamal Murray vs. LAL 04/20/2024	10	Austin Reaves at LAL 04/25/2024

NUGGETS HIGHS	NUGGETS LOWS	CATEGORY	OPPONENTS HIGHS	OPPONENTS LOWS
117 at MIN 05/10/2024	80 vs. MIN 05/06/2024	Points	119 at LAL 04/27/2024	90 at MIN 05/10/2024
29 at MIN 05/12/2024	20 vs. MIN 05/06/2024	Points/1st Qtr.	33 (2) at LAL 04/25/2024	20 at MIN 05/10/2024
35 at MIN 05/12/2024	15 vs. MIN 05/06/2024	Points/2nd Qtr.	33 (2) vs. MIN 05/06/2024	17 vs. MIN 05/04/2024
64 at MIN 05/12/2024	35 vs. MIN 05/06/2024	Points/1st Half	61 (2) vs. MIN 05/06/2024	40 vs. MIN 05/04/2024
37 at MIN 05/10/2024	25 (2) vs. MIN 05/06/2024	Points/3rd Qtr.	33 vs. MIN 05/04/2024	18 vs. LAL 04/20/2024
32 vs. LAL 04/22/2024	20 vs. MIN 05/06/2024	Points/4th Qtr.	33 vs. MIN 05/04/2024	20 vs. LAL 04/22/2024
63 at LAL 04/25/2024	45 vs. MIN 05/06/2024	Points/2nd Half	66 vs. MIN 05/04/2024	40 vs. LAL 04/22/2024
		Field Goals	48 at LAL 04/27/2024	31 at MIN 05/10/2024
47 vs. LAL 04/20/2024	29 vs. MIN 05/06/2024	Field Goal Attempts	92 at LAL 04/27/2024	71 at MIN 05/10/2024
102 vs. LAL 04/20/2024	75 vs. MIN 05/04/2024	Field Goal Percentage	.524 vs. MIN 05/04/2024	.437 at MIN 05/10/2024
.570 at MIN 05/12/2024	.349 vs. MIN 05/06/2024			
		3-PT Field Goal	13 (2) vs. MIN 05/06/2024	5 at LAL 04/25/2024
16 vs. LAL 04/29/2024	5 at LAL 04/25/2024	3-PT FG Attempts	35 vs. LAL 04/29/2024	26 at LAL 04/27/2024
42 vs. LAL 04/20/2024	28 at LAL 04/25/2024	3-PT FG Percentage	.433 vs. LAL 04/22/2024	.185 at LAL 04/25/2024
.483 at MIN 05/10/2024	.179 at LAL 04/25/2024			
		Free Throws	18 (3) at MIN 05/12/2024	9 (2) vs. MIN 05/06/2024
21 at LAL 04/27/2024	5 vs. LAL 04/20/2024	Free Throw Attempts	27 (2) at MIN 05/12/2024	12 vs. MIN 05/04/2024
25 at LAL 04/27/2024	6 vs. LAL 04/20/2024	Free Throw Percentage	.895 vs. LAL 04/20/2024	.643 vs. MIN 05/06/2024
.889 vs. LAL 04/29/2024	.722 vs. MIN 05/06/2024			
		Offensive Rebounds	12 at MIN 05/12/2024	4 vs. LAL 04/22/2024
18 vs. MIN 05/06/2024	3 vs. MIN 05/04/2024	Defensive Rebounds	38 at LAL 04/27/2024	27 at MIN 05/10/2024
37 at LAL 04/25/2024	26 at MIN 05/12/2024	Total Rebounds	46 at LAL 04/27/2024	32 at MIN 05/10/2024
51 at LAL 04/25/2024	31 at MIN 05/12/2024			
		Assists	30 vs. LAL 04/29/2024	21 at MIN 05/12/2024
30 at LAL 04/27/2024	16 vs. MIN 05/06/2024	Steals	11 vs. MIN 05/06/2024	3 vs. LAL 04/20/2024
12 vs. MIN 05/04/2024	4 at LAL 04/25/2024	Team Fouls	20 (2) vs. MIN 05/04/2024	11 vs. LAL 04/29/2024
21 at MIN 05/10/2024	13 (2) vs. MIN 05/06/2024	Personal Fouls	21 at MIN 05/12/2024	12 vs. LAL 04/29/2024
25 at MIN 05/10/2024	14 (2) vs. MIN 05/06/2024	Turnovers	14 (3) at MIN 05/10/2024	7 at LAL 04/25/2024
16 vs. MIN 05/06/2024	4 vs. LAL 04/20/2024	Blocks	12 vs. MIN 05/06/2024	2 (2) at LAL 04/27/2024
6 (2) at MIN 05/12/2024	1 vs. LAL 04/29/2024			
		Points in Paint	72 at LAL 04/27/2024	34 at MIN 05/10/2024
64 vs. LAL 04/20/2024	34 vs. MIN 05/06/2024	Second Chance Points	14 (2) vs. MIN 05/06/2024	6 vs. MIN 05/04/2024
19 at LAL 04/25/2024	3 vs. MIN 05/04/2024	Fast Break Points	25 at LAL 04/25/2024	8 at LAL 04/27/2024
21 vs. LAL 04/20/2024	7 at MIN 05/12/2024	Biggest Lead	32 vs. MIN 05/06/2024	2 at MIN 05/10/2024
34 at MIN 05/10/2024	0 at LAL 04/27/2024	Bench Points	37 vs. MIN 05/06/2024	6 vs. LAL 04/22/2024
27 at MIN 05/12/2024	5 at LAL 04/27/2024	Points Off Turnovers	20 at LAL 04/25/2024	8 vs. LAL 04/20/2024
26 vs. MIN 05/04/2024	2 vs. MIN 05/06/2024			



PLAYOFF MISCELLANEOUS STATS



TEAM TREND	TTL	LAST GAME	TEAM TREND	TTL	LAST GAME
<4 Nuggets w/ 10+ pts	1-2	vs. MIN 5/6/24	Nuggets shoot 50.0% or better	2-0	@ MIN 5/12/24
4+ Nuggets w/ 10+ pts	5-1	@ MIN 5/12/24	Opp shoots 50.0% or better	0-3	vs. MIN 5/6/24
5+ Nuggets w/ 10+ pts	4-0	@ MIN 5/12/24	Nuggets shoot 45.0% or better	5-1	@ MIN 5/12/24
6+ Nuggets w/ 10+ pts	0-0		Nuggets shoot 44.0% or below	0-1	vs. MIN 5/6/24
7+ Nuggets w/ 10+ pts	0-0		Nuggets shoot 40.0% or below	0-1	vs. MIN 5/6/24
8+ Nuggets w/ 10+ pts	0-0		Opp shoots 45.0% or better	5-3	@ MIN 5/12/24
Nuggets no 20+ pt scorer	0-0		Opp shoots 40.0% or below	0-0	
Opp no 20+ pt scorer	1-0	@ MIN 5/10/24	Nuggets w/10+ 3-pointers made	4-1	@ MIN 5/12/24
2+ Nuggets w/20+ pt scorer	6-2	@ MIN 5/12/24	Opp w/10+ 3-pointers made	4-2	@ MIN 5/12/24
2+ Opp w/20+ pt scorer	3-3	vs. MIN 5/6/24	Nuggets w/15+ 3-pointers made	2-0	vs. LAL 4/29/24
3+ Nuggets w/20+ pt scorer	4-1	@ MIN 5/10/24	Opp w/15+ 3-pointers made	0-0	
3+ Opp w/20+ pt scorer	2-1	@ LAL 4/27/24	Nuggets 3FG% 40.0% or better	3-1	@ MIN 5/12/24
Nuggets w/30+ pt scorer	3-2	@ MIN 5/12/24	Opp 3FG% 40.0% or better	1-1	vs. MIN 5/4/24
Opp w/30+ pt scorer	5-2	@ MIN 5/12/24	Nuggets FT% 80.0 or better	6-2	@ MIN 5/12/24
All 5 Starters w/10+ pts	2-0	@ MIN 5/10/24	Opp FT% 80.0 or better	1-1	@ LAL 4/27/24
Opp 5 Starters w/10+ pts	2-0	@ MIN 5/12/24	Nuggets FT% below 70.0	0-0	
2+ reserves w/10+ pts	1-0	@ MIN 5/12/24	Opp FT% below 70.0	2-1	@ MIN 5/12/24
Opp 2+ reserves w/10+ pts	0-1	vs. MIN 5/6/24	Nuggets FTM >= Opp FTA	2-2	vs. MIN 5/4/24
3+ reserves w/10+ pts	0-0		Opp FTM >= Nuggets FTA	3-0	@ MIN 5/12/24
Opp 3+ reserves w/10+ pts	0-0		Nuggets FG% >= Opp FG%	2-0	@ MIN 5/12/24
Nuggets <20 pts. in 1st qtr	0-0		Opp FG% >= Nuggets FG%	2-3	vs. MIN 5/6/24
Opp <20 pts. in 1st qtr	0-0		Nuggets w/30+ FTA	0-0	
Nuggets w/30+ pts in 1st qtr	0-0		Opp w/30+ FTA	0-0	
Opp w/30+ pts in 1st qtr	2-0	@ LAL 4/25/24	Nuggets w/20+ asts	6-2	@ MIN 5/12/24
Nuggets under 50 pts 1st half	2-3	vs. MIN 5/6/24	Opp w/20+ asts	6-3	@ MIN 5/12/24
Opp under 50 pts 1st half	2-1	@ MIN 5/12/24	Nuggets w/25+ asts	6-1	@ MIN 5/12/24
Nuggets 50+ pts 1st half	4-0	@ MIN 5/12/24	Opp w/25+ asts	1-1	vs. MIN 5/6/24
Opp 50+ pts 1st half	4-2	vs. MIN 5/6/24	Nuggets w/30+ asts	0-1	@ LAL 4/27/24
Nuggets 60+ pts in 1st half	1-0	@ MIN 5/12/24	Opp w/30+ asts	1-0	vs. LAL 4/29/24
Opp 60+ pts in 1st half	1-2	vs. MIN 5/6/24	Nuggets asts >= Opp asts	5-1	@ MIN 5/12/24
Nuggets lead by 10+ pts	4-0	@ MIN 5/12/24	Opp asts >= Nuggets asts	1-1	vs. MIN 5/6/24
Opp leads by 10+ pts	3-3	vs. MIN 5/6/24	Nuggets w/12 or fewer TOs	4-1	@ MIN 5/12/24
Games decided by 10+ points	2-2	@ MIN 5/10/24	Opp w/12 or fewer TOs	4-2	@ MIN 5/12/24
Games decided by 4-9 points	2-1	@ MIN 5/12/24	Nuggets w/20+ TOs	0-0	
Games decided by 3 or less points	2-0	vs. LAL 4/29/24	Opp w/20+ TOs	0-0	
Both teams score 100+ pts	4-1	@ MIN 5/12/24	Nuggets TO >= Opp TO	3-2	@ MIN 5/12/24
Both teams under 100 pts	0-0		Opp TO >= Nuggets TO	3-1	@ MIN 5/10/24
Nuggets score under 100 pts	0-2	vs. MIN 5/6/24	Nuggets w/50+ REB	1-1	vs. MIN 5/6/24
Opp scores under 100 pts	2-0	@ MIN 5/10/24	Opp w/50+ REB	0-0	
Nuggets score 100+ pts	6-1	@ MIN 5/12/24	Nuggets REB >= Opp REB	5-1	@ MIN 5/10/24
Opp scores 100+ pts	4-3	@ MIN 5/12/24	Opp REB >= Nuggets REB	1-2	@ MIN 5/12/24
Nuggets score 110+ pts	4-0	@ MIN 5/12/24	Nuggets w/10+ more REB than Opp	1-0	@ LAL 4/25/24
Opp scores 110+ pts	0-1	@ LAL 4/27/24	Opp w/10+ more REB than DEN	1-0	@ MIN 5/12/24
Nuggets tied or lead after the 3rd qtr	5-0	@ MIN 5/12/24	Nuggets w/10+ stls	0-1	vs. MIN 5/4/24
Nuggets tied or lead at halftime	2-1	@ MIN 5/12/24	Opp w/10+ stls	0-1	vs. MIN 5/6/24
Nuggets tied or lead after 1st qtr	3-1	@ MIN 5/12/24	2+ Nuggets w/double-double	2-1	@ LAL 4/27/24
Nuggets trailing after the 3rd qtr	1-3	vs. MIN 5/6/24	2+ Opp w/double-double	3-0	@ MIN 5/12/24
Nuggets trailing at halftime	4-2	vs. MIN 5/6/24	3+ Nuggets w/double-double	2-0	@ LAL 4/25/24
Nuggets trailing after 1st qtr	3-2	vs. MIN 5/6/24	3+ Opp w/double-double	0-0	
1st game Back-to-Back	0-0		Nuggets PITP >= Opp PITP	4-0	@ MIN 5/12/24
2nd game Back-to-Back	0-0		Opp PITP >= Nuggets PITP	2-3	vs. MIN 5/6/24
1st game after a win	3-2	@ MIN 5/12/24	Nuggets 2CP >= Opp 2CP	5-0	@ MIN 5/10/24
1st game after a loss	2-1	@ MIN 5/10/24	Opp 2CP >= Nuggets 2CP	1-3	@ MIN 5/12/24
On Monday	2-1	vs. MIN 5/6/24	Nuggets FB Pts >= Opp FB Pts	1-2	vs. MIN 5/4/24
On Tuesday	0-0		Opp FB Pts >= Nuggets FB Pts	5-1	@ MIN 5/12/24
On Wednesday	0-0				
On Thursday	1-0	@ LAL 4/25/24			
On Friday	1-0	@ MIN 5/10/24			
On Saturday	1-2	vs. MIN 5/4/24			
On Sunday	1-0	@ MIN 5/12/24			
April	4-1	vs. LAL 4/29/24			
May	2-2	@ MIN 5/12/24			



PLAYOFF MISCELLANEOUS STATS



TEAM WINNING & LOSING STREAKS			
LONG:	OVERALL	HOME	ROAD
Win	4/20/2024 — 4/25/2024 (3)	4/20/2024 — 4/29/2024 (3)	5/10/2024 — 5/12/2024 (2)
Loss	5/4/2024 — 5/6/2024 (2)	5/4/2024 — 5/6/2024 (2)	4/27/2024 — 4/27/2024 (1)

*showing most recent streaks

AFTER 9 GAMES: W6, L3																									
MARGIN	1	2	3	4	5	6	7	8	9	10	11	12	13	14	15	16	17	18	19	20	21	22	23	24	25
Won By:		2					1	1		1															
Lost By:							1			1															

MARGIN	26	27	28	29	30	31	32	33	34	35	36	37	38	39	40	41	42	43	44	45	46	47	48	49	50+
Won By:		1																							
Lost By:	1																								

AT START OF:	OVERALL	HOME	ROAD	FG%:	OVERALL	HOME	ROAD
2nd-Ahead:	3-1	1-1	2-0	-44%	0-1	0-1	0-0
-Behind:	3-2	2-1	1-1	45-49%	4-2	3-1	1-1
-Tied:	0-0	0-0	0-0	50-54%	1-0	0-0	1-0
3rd-Ahead:	2-1	0-1	2-0	55-59%	1-0	0-0	1-0
-Behind:	4-2	3-1	1-1	+60%	0-0	0-0	0-0
-Tied:	0-0	0-0	0-0				
4th-Ahead:	5-0	2-0	3-0				
-Behind:	1-3	1-2	0-1				
-Tied:	0-0	0-0	0-0				





MOST PLAYOFF GAMES IN FRANCHISE HISTORY			
PLAYER	DATES		#
1. Nikola Jokić	2018-19	2023-24	77
2. Dan Issel	1975-76	1984-85	66
2. Byron Beck	1967-68	1976-77	66
3. Jamal Murray	2018-19	2023-24	62

Four games from second most in franchise history




MOST PLAYOFF POINTS IN FRANCHISE HISTORY			
PLAYER	DATES		#
1. Nikola Jokić	2018-19	2023-24	2,117
2. Alex English	1981-82	1989-90	1,540
3. Jamal Murray	2018-19	2023-24	1,510

30 points from second most in franchise history




MOST PLAYOFF STEALS IN FRANCHISE HISTORY			
PLAYER	DATES		#
1. Nikola Jokić	2018-19	2023-24	86
2. T.R. Dunn	1981-82	1989-90	83
3. Fat Lever	1984-85	1989-90	78
4. Jamal Murray	2018-19	2023-24	70

Eight steals from third most in franchise history



MOST PLAYOFF REBOUNDS IN FRANCHISE HISTORY			
PLAYER	DATES		#
1. Nikola Jokić	2018-19	2023-24	946
2. Dan Issel	1975-76	1984-85	549
3. Michael Porter Jr.	2019-20	2023-24	411
4. Bobby Jones	1974-75	1977-78	360
5. Byron Beck	1967-68	1976-77	337
6. Alex English	1981-82	1989-90	329
7. Carmelo Anthony	2003-04	2009-10	318
8. Jamal Murray	2018-19	2023-24	312


Six rebounds from seventh most in franchise history





MOST PLAYOFF GAMES IN FRANCHISE HISTORY			
PLAYER	DATES		#
1. Nikola Jokić	2018-19	2023-24	77
2. Dan Issel	1975-76	1984-85	66
2. Byron Beck	1967-68	1976-77	66
3. Jamal Murray	2018-19	2023-24	62
4. Alex English	1981-82	1989-90	59
5. T.R. Dunn	1981-82	1989-90	58
5. Michael Porter Jr.	2019-20	2023-24	58

One game from fourth most in franchise history



MOST PLAYOFF POINTS IN FRANCHISE HISTORY			
PLAYER	DATES		#
1. Nikola Jokić	2018-19	2023-24	2,117
2. Alex English	1981-82	1989-90	1,540
3. Jamal Murray	2018-19	2023-24	1,510
4. Dan Issel	1975-76	1984-85	1,295
5. Carmelo Anthony	2004-05	2009-10	1,104
6. David Thompson	1975-76	1981-82	938
7. Ralph Simpson	1971-72	1977-78	936
8. Byron Beck	1967-68	1976-77	848
9. Michael Porter Jr.	2019-20	2023-24	825

23 points from eighth most in franchise history



MOST PLAYOFF STEALS IN FRANCHISE HISTORY			
PLAYER	DATES		#
1. Nikola Jokić	2018-19	2023-24	86
2. T.R. Dunn	1981-82	1989-90	83
3. Fat Lever	1984-85	1989-90	78
4. Jamal Murray	2018-19	2023-24	70
5. Carmelo Anthony	2004-05	2009-10	59
6. Michael Porter Jr.	2019-20	2023-24	45

14 steals from fifth most in franchise history





MILESTONES REACHED THIS POSTSEASON		
PLAYER	MILESTONE	DATE
Nikola Jokić	Most steals in franchise history	Secured his 86 th career playoff steal at MIN on 5/12, surpassing T.R. Dunn (83) for most career playoff steals in franchise history.
Nikola Jokić	Second most blocks in franchise history	Tallied his 67 th block at MIN on 5/10, surpassing Marcus Camby (65) for second most blocks in playoff franchise history.
Jamal Murray	Eighth most rebounds in franchise history	Secured his 303 rd career playoff rebound vs. MIN on 5/6, surpassing Nenê (290) and Marcus Camby (295) for eighth most in franchise history.
Nikola Jokić	Longest streak of 20+ points in consecutive playoff games in franchise history	Scored 20+ points for the 25 th consecutive time vs. MIN on 5/4, surpassing Alex English who held the previous record with 24 consecutive games.
Nikola Jokić	Second most steals in franchise history	Secured his 80 th career postseason steal vs. MIN on 5/4, securing the second most steals in franchise history from Fat Lever (78 steals).
Kentavious Caldwell-Pope	Sixth most three-point field goals in franchise history	Hit two three-pointers vs. MIN on 5/4, bringing his career with the Nuggets to 45, the sixth most playoff 3FGs made in franchise history.
Jamal Murray	10 th most playoff rebounds in franchise history	Registered his 288 th rebound on 4/29, surpassing T.R. Dunn (287) for the record.
Michael Porter Jr.	Ninth most steals in franchise history	Secured his 40 th steal on 4/29, surpassing Bobby Jones (39) for the record.
Jamal Murray	Third most field goals in franchise history	Registered his 514 th field goal on 4/27, moving ahead of Dan Issel (513) for the record.
Jamal Murray	Fifth most games played in franchise history	Played his 55 th game on 4/22, breaking the tie he shared with and surpassing, Bill Hanzlik (54).
Michael Porter Jr.	Third most playoff rebounds in franchise history	Registered his 361 st career playoff rebound on 4/22, moving ahead of Bobby Jones (360) for the record.

ADDITIONAL MILESTONES ON THE HORIZON			
PLAYER	MILESTONE	CURRENTLY	NEEDED
Nikola Jokić	Most blocks in franchise history	68	Needs eight blocks to tie Dikembe Mutombo (76) and nine blocks to secure record.
Kentavious Caldwell-Pope	Fifth most three-point field goals in franchise history	46	Needs nine 3FG to tie Chauncey Billups (55) and 10 3FGs to secure the record.

**these lists are non-exhaustive*



MISCELLANEOUS STATS



NUGGETS RECORD WHEN...	OVERALL	HOME	ROAD
Outrebounding opponent	36-7	20-2	16-5
Outrebounded by opponent	16-17	10-5	6-12
Tied in Rebounding	5-1	3-1	2-0
Shooting better than opponent	54-5	31-1	23-4
Shooting worse than opponent	3-20	2-7	1-13
Shooting same than opponent	0-0	0-0	0-0
More FTM than opponent	26-7	17-2	9-5
Less FTM than opponent	27-17	14-6	13-11
Same FTM than opponent	4-1	2-0	2-1
More 3FGM than opponent	35-6	20-1	15-5
Less 3FGM than opponent	18-15	11-5	7-10
Same 3FGM than opponent	4-4	2-2	2-2
More assists than opponent	47-14	29-6	18-8
Less assists than opponent	8-10	2-2	6-8
Same assists than opponent	2-1	2-0	0-1
More turnovers than opponent	24-13	15-4	9-9
Less turnovers than opponent	26-10	13-4	13-6
Same turnovers than opponent	7-2	5-0	2-2
Bench outscores opponent bench	23-7	14-5	9-2
Opponent bench outscores DEN	32-17	18-3	14-14
Bench scoring equal	2-1	1-0	1-1
Scoring less than 80 points	0-0	0-0	0-0
Scoring between 80-89 points	0-3	0-0	0-3
Scoring between 90-99 points	0-5	0-4	0-1
Scoring between 100-109	7-9	2-2	5-7
Scoring 110 or more points	50-8	31-2	19-6
Opponent scores less than 80	0-0	0-0	0-0
Opponent scores between 80-89	1-0	0-0	1-0
Opponent scores between 90-99	6-0	3-0	3-0
Opponent scores between 100-109	30-7	19-2	11-5
Opponent scores 110 or more	20-18	11-6	9-12

	POINTS			REB	AST	BLK	STL	DD	TD
	10+	20+	30+						
Christian Braun	27	1	--	2	--	--	2	2	--
Kentavious Caldwell-Pope	39	5	--	--	--	2	10	--	--
Vlatko Cancar	--	--	--	--	--	--	--	--	--
Collin Gillespie	2	--	--	--	--	--	--	--	--
Aaron Gordon	58	8	1	13	--	4	4	12	--
Justin Holiday	7	--	--	--	--	--	1	--	--
Jay Huff	--	--	--	--	--	--	--	--	--
Reggie Jackson	35	9	1	--	2	--	1	2	--
Nikola Jokic	75	64	28	63	31	2	16	68	25
DeAndre Jordan	3	1	--	2	--	--	--	1	--
Braxton Key	--	--	--	--	--	--	--	--	--
Jamal Murray	54	35	8	2	10	1	5	11	--
Zeke Nnaji	1	--	--	--	--	5	--	--	--
Jalen Pickett	--	--	--	--	--	--	--	--	--
Michael Porter Jr.	67	29	4	16	--	2	--	14	--
Julian Strawther	10	2	--	--	--	--	2	--	--
Hunter Tyson	--	--	--	--	--	--	--	--	--
Peyton Watson	19	1	--	--	--	8	--	--	--

	NUMBER OF TIMES LEADING TEAM IN . . . (INCLUDES TIES)					
	PTS	REB	AST	BLK	STL	MIN
Christian Braun	--	--	3	10	7	--
Kentavious Caldwell-Pope	1	--	--	14	29	5
Vlatko Cancar	--	--	--	1	1	--
Collin Gillespie	--	--	--	1	6	--
Aaron Gordon	2	6	5	14	14	11
Justin Holiday	--	--	--	4	9	1
Jay Huff	--	--	--	1	2	--
Reggie Jackson	5	--	7	3	11	1
Nikola Jokic	52	69	56	25	34	41
DeAndre Jordan	--	3	--	6	4	--
Braxton Key	--	--	--	2	1	--
Jamal Murray	21	2	21	15	15	16
Zeke Nnaji	--	--	--	14	2	--
Jalen Pickett	--	--	--	1	2	--
Michael Porter Jr.	8	9	--	17	8	9
Julian Strawther	--	--	--	3	6	--
Hunter Tyson	--	--	--	1	1	--
Peyton Watson	--	1	--	30	9	--

STARTING LINEUPS

LAST USED	GAME	FORWARD	FORWARD	CENTER	GUARD	GUARD	RECORD
11/27	at Clippers	M. Porter Jr.	J. Holiday	D. Jordan	K. Caldwell-Pope	R. Jackson	1-0
11/29	vs. Rockets	J. Holiday	M. Porter Jr.	N. Jokic	K. Caldwell-Pope	J. Murray	1-0
12/1	at Suns	J. Holiday	M. Porter Jr.	N. Jokic	K. Caldwell-Pope	R. Jackson	2-0
12/29	vs. Thunder	M. Porter Jr.	P. Watson	N. Jokic	K. Caldwell-Pope	J. Murray	1-1
1/31	at Thunder	M. Porter Jr.	P. Watson	A. Gordon	K. Caldwell-Pope	J. Murray	0-1
2/8	at Lakers	M. Porter Jr.	A. Gordon	N. Jokic	J. Holiday	J. Murray	2-1
2/9	at Kings	P. Watson	A. Gordon	N. Jokic	J. Holiday	J. Murray	0-1
2/14	vs. Kings	M. Porter Jr.	A. Gordon	N. Jokic	J. Holiday	R. Jackson	0-1
3/2	at Lakers	M. Porter Jr.	A. Gordon	N. Jokic	C. Braun	J. Murray	1-0
3/23	at Trail Blazers	M. Porter Jr.	A. Gordon	D. Jordan	K. Caldwell-Pope	R. Jackson	1-0
3/25	vs. Grizzlies	C. Braun	M. Porter Jr.	N. Jokic	K. Caldwell-Pope	R. Jackson	1-0
4/4	at Clippers	M. Porter Jr.	A. Gordon	N. Jokic	K. Caldwell-Pope	R. Jackson	8-9
4/9	at Jazz	C. Braun	M. Porter Jr.	N. Jokic	K. Caldwell-Pope	J. Murray	2-0
4/14	at Grizzlies	M. Porter Jr.	A. Gordon	N. Jokic	K. Caldwell-Pope	J. Murray	37-11



MISCELLANEOUS STATS



GAMES MISSED DUE TO INJURIES/SUSPENSIONS			
NAME	INJURY/ILLNESS	DATES OUT	GAMES MISSED
Kentavious Caldwell-Pope	Right Hamstring; Tightness	2/8 through 2/9/24	2
	Right Hamstring; Tendinosis	2/14	1
	Right Shoulder; Strain	4/12	1
Vlatko Cancar	Left Knee; Surgery	10/24/23 through 2/14/24; 2/23 through 4/14/24	81
Collin Gillespie	Left Knee; Sprain	4/14	1
Aaron Gordon	Right Heel; Strain	11/26 through 12/1/23; 12/22	5
	Face/Hand; Lacerations	12/28 through 12/29/23	2
	Right Plantar; Fascia Strain	3/25	1
Jay Huff	Right Foot; Strain	4/6 through 4/9/24; 4/12	3
	Right Rib; Fracture	10/24 through 10/29/23	3
	Low Back; Pain	11/27; 1/31	2
Nikola Jokic	Low Back; Pain/Left Hip Inflammation	3/23	1
	Left Hip; Inflammation	4/12	1
	Illness	2/22	1
Braxton Key	Right Hamstring; Strain	11/6 through 11/27/23	11
Jamal Murray	Right Ankle; Sprain	12/1 through 12/2/23	2
	Bilateral Ankle; Sprains	12/12	1
	Bilateral Tibia; Inflammation	2/14; 2/23	2
	Left Ankle; Sprain	3/23 through 3/25/24	2
	Right Knee; Inflammation	3/27 through 4/4/24	5
Zeke Nnaji	Low Back; Pain	3/19 through 3/21/24	2
	Right Adductor; Tendinosis	3/23 through 4/2/24; 4/12	7
Michael Porter Jr.	Right Knee; Tendinopathy	2/9	1
	Left Quadriceps; Contusion	4/12	1
Julian Strawther	Right Knee; Contusion	1/5	1
	Right Knee; Contusion/Sprain	1/7 through 1/31/24	12
	Left Ankle; Sprain	2/14	1
Hunter Tyson	Illness	11/27	1
	Left Finger; Sprain/Fracture	2/12 through 2/14/24; 2/23 through 2/25/24	4
TOTAL GAMES MISSED			158



MISCELLANEOUS STATS



	DENVER NUGGETS		OPPONENTS	
Points	42	Nikola Jokic vs. SAS 04/02/2024	44	GG Jackson II at MEM 04/14/2024
	42	Nikola Jokic at WAS 01/21/2024		
Points in a Quarter	19	Nikola Jokic (3rd) vs. TOR 03/11/2024	22	Luka Dončić (2nd) vs. DAL 12/18/2023
Points in a Half	26	Jamal Murray (2nd) at BKN 12/22/2023	28	Luka Dončić (1st) vs. DAL 12/18/2023
Field Goals	18	Nikola Jokic vs. SAS 04/02/2024	17	GG Jackson II at MEM 04/14/2024
Field Goal Attempts	32	Nikola Jokic vs. SAS 04/02/2024	36	GG Jackson II at MEM 04/14/2024
	32	Nikola Jokic at LAC 12/06/2023		
Field Goal Percentage	1.000	Nikola Jokic (11-11) vs. MEM 12/28/2023	1.000	Danté Exum (5-5) vs. DAL 12/18/2023
3-PT Field Goal	7	Michael Porter Jr. vs. IND 01/14/2024	10	Bogdan Bogdanovic at ATL 12/11/2023
	7	Michael Porter Jr. vs. HOU 11/29/2023		
3-PT FG Attempts	15	Jamal Murray vs. POR 02/02/2024	17	Bogdan Bogdanovic at ATL 12/11/2023
3-PT FG Percentage	1.000	Reggie Jackson (5-5) vs. CLE 03/31/2024	1.000	Chet Holmgren (4-4) vs. OKC 12/29/2023
	1.000	Michael Porter Jr. (5-5) at LAL 03/02/2024		
Free Throws	18	Nikola Jokic vs. GSW 12/25/2023	15	Paolo Banchero vs. ORL 01/05/2024
Free Throw Attempts	18	Nikola Jokic vs. GSW 12/25/2023	19	Paolo Banchero vs. ORL 01/05/2024
Free Throw Percentage	1.000	Nikola Jokic (18-18) vs. GSW 12/25/2023	1.000	Kevin Durant (13-13) at PHX 12/01/2023
Offensive Rebounds	11	Nikola Jokic at PHI 01/16/2024	8	Ivica Zubac at LAC 11/27/2023
Defensive Rebounds	17	Nikola Jokic vs. WAS 02/22/2024	16	Domantas Sabonis at SAC 02/09/2024
Total Rebounds	22	Nikola Jokic vs. POR 02/02/2024	18	Giannis Antetokounmpo at MIL 02/12/2024
Assists	18	Nikola Jokic at NOP 11/17/2023	16	De'Aaron Fox at SAC 12/02/2023
Steals	6	Nikola Jokic vs. TOR 03/11/2024	6	OG Anunoby at NYK 01/25/2024
	6	Peyton Watson vs. MIN 04/10/2024	6	Victor Wembanyama vs. SAS 11/26/2023
Blocks	6	Peyton Watson vs. MIN 04/10/2024	9	Victor Wembanyama vs. SAS 04/02/2024
Minutes	44:16	Nikola Jokic vs. PHX 03/05/2024	44:08	Miles McBride vs. NYK 03/21/2024
Points in Paint	34	Nikola Jokic vs. SAS 04/02/2024	24	Jaylen Brown vs. BOS 03/07/2024
			24	Anthony Davis at LAL 02/08/2024
			24	Deandre Ayton vs. POR 02/04/2024
			24	Zion Williamson vs. NOP 01/12/2024
Second Chance Points	10	Aaron Gordon at MIN 03/19/2024	10	Bogdan Bogdanovic at ATL 12/11/2023
	10	Michael Porter Jr. vs. WAS 02/22/2024		
	10	Nikola Jokic vs. DAL 11/03/2023		
Fast Break Points	13	Kentavious Caldwell-Pope at LAC 04/04/2024	15	Shai Gilgeous-Alexander vs. OKC 12/29/2023

NUGGETS HIGHS		NUGGETS LOWS		CATEGORY	OPPONENTS HIGHS	OPPONENTS LOWS
142 (3) vs. ATL 04/06/2024	84 at NYK 01/25/2024	Points			135 at SAC 02/09/2024	88 at MIA 03/13/2024
41 (2) at PHX 12/01/2023	19 at HOU 11/24/2023	Points/1st Qtr.			37 vs. POR 02/04/2024	16 vs. SAC 02/14/2024
40 (3) vs. UTA 03/09/2024	17 vs. MIN 03/29/2024	Points/2nd Qtr.			44 vs. NOP 11/06/2023	17 vs. BKN 12/14/2023
78 (2) vs. UTA 03/09/2024	41 at NYK 01/25/2024	Points/1st Half			78 at PHI 01/16/2024	39 vs. BKN 12/14/2023
43 vs. DET 01/07/2024	17 (2) at MIN 03/19/2024	Points/3rd Qtr.			44 (2) vs. UTA 03/09/2024	9 at CHA 12/23/2023
40 vs. UTA 03/09/2024	17 (4) vs. SAC 02/28/2024	Points/4th Qtr.			42 at ORL 11/22/2023	12 vs. PHX 03/05/2024
77 vs. MEM 12/28/2023	43 (3) at PHI 01/16/2024	Points/2nd Half			77 vs. UTA 03/09/2024	35 at CHA 12/23/2023
		Field Goals			51 at SAC 02/09/2024	34 (3) at LAC 04/04/2024
56 vs. WAS 02/22/2024	32 at HOU 11/24/2023	Field Goal Attempts			105 vs. SAS 04/02/2024	74 vs. MIN 03/29/2024
101 vs. WAS 02/22/2024	71 vs. IND 01/14/2024	Field Goal Percentage			.586 at SAC 02/09/2024	.378 at LAC 04/04/2024
.663 vs. UTA 03/09/2024	.340 at HOU 11/24/2023	3-PT Field Goal			17 (5) vs. WAS 02/22/2024	5 (2) at MIA 03/13/2024
23 vs. ATL 04/06/2024	4 (2) vs. BOS 03/07/2024	3-PT FG Attempts			44 (4) vs. SAS 04/02/2024	20 at CHA 11/27/2023
43 vs. HOU 11/29/2023	18 vs. MIL 01/29/2024	3-PT FG Percentage			.522 at NOP 11/17/2023	.188 at OKC 10/29/2023
.636 vs. CLE 03/31/2024	.182 at MIN 11/01/2023	Free Throws			31 vs. HOU 12/08/2023	7 vs. UTA 10/30/2023
27 vs. DET 01/07/2024	3 at TOR 12/20/2023	Free Throw Attempts			42 vs. HOU 12/08/2023	11 (2) vs. PHX 03/27/2024
38 vs. PHI 01/27/2024	7 (3) at LAL 03/02/2024	Free Throw Percentage			1.000 at UTA 04/09/2024	.467 vs. UTA 10/30/2023
.955 vs. BOS 03/07/2024	.412 vs. UTA 10/30/2023	Offensive Rebounds			22 at DAL 03/17/2024	4 (2) vs. NYK 03/21/2024
19 (2) at POR 03/23/2024	4 (3) vs. IND 01/14/2024	Defensive Rebounds			44 vs. SAS 04/02/2024	22 (4) vs. CLE 03/31/2024
47 vs. WAS 02/22/2024	24 at CLE 11/19/2023	Total Rebounds			60 at DAL 03/17/2024	28 vs. LAC 03/31/2024
60 vs. WAS 02/22/2024	32 (2) vs. UTA 03/09/2024	Assists			35 at GSW 01/04/2024	14 vs. POR 02/02/2024
43 vs. MEM 12/28/2023	17 at HOU 11/24/2023	Steals			14 vs. WAS 02/22/2024	2 (3) at SAS 04/12/2024
13 (2) at SAS 03/15/2024	0 at BOS 01/19/2024	Team Fouls			28 vs. PHI 01/27/2024	9 (2) at UTA 04/09/2024
23 (4) vs. MIN 03/29/2024	8 at LAL 03/02/2024	Personal Fouls			29 vs. PHI 01/27/2024	9 (2) at UTA 04/09/2024
25 (2) vs. SAS 11/26/2023	8 at LAL 03/02/2024	Turnovers			20 at MEM 10/27/2023	2 at BOS 01/19/2024
21 vs. IND 01/14/2024	3 vs. HOU 11/29/2023	Blocks			12 vs. SAS 04/02/2024	0 (3) vs. DET 01/07/2024
13 at CHA 12/23/2023	0 vs. OKC 12/16/2023	Points in Paint			70 vs. UTA 03/09/2024	26 vs. MIL 01/29/2024
88 vs. WAS 02/22/2024	34 at OKC 01/31/2024	Second Chance Points			23 (2) at UTA 04/09/2024	4 vs. LAL 10/24/2023
27 vs. HOU 11/29/2023	4 at CLE 11/19/2023	Fast Break Points			25 vs. OKC 12/29/2023	3 (2) at GSW 02/25/2024
32 vs. DAL 12/18/2023	2 at PHI 01/16/2024	Biggest Lead			38 at NYK 01/25/2024	0 (9) at UTA 04/09/2024
39 vs. UTA 03/09/2024	0 (3) at NYK 01/25/2023	Bench Points			65 at SAC 02/09/2024	9 at MEM 04/14/2024
62 vs. DAL 12/18/2023	8 at HOU 11/12/2023	Points Off Turnovers			37 at SAC 02/09/2024	2 vs. HOU 11/29/2023
28 (2) vs. UTA 03/09/2024	2 at BOS 01/19/2024					



MISCELLANEOUS STATS



TEAM TREND	HOME	AWAY	TTL	LAST GAME	TEAM TREND	HOME	AWAY	TTL	LAST GAME
<4 Nuggets w/ 10+ pts	3-0	2-4	5-4	vs. MIN 4/10/24	Nuggets shoot 50.0% or better	24-1	13-2	37-3	@ MEM 4/14/24
4+ Nuggets w/ 10+ pts	30-8	22-13	52-21	@ MEM 4/14/24	Opp shoots 50.0% or better	6-4	2-9	8-13	@ SAS 4/12/24
5+ Nuggets w/ 10+ pts	24-5	12-8	36-13	@ MEM 4/14/24	Nuggets shoot 45.0% or better	30-2	23-9	53-11	@ MEM 4/14/24
6+ Nuggets w/ 10+ pts	12-1	6-4	18-5	@ MEM 4/14/24	Nuggets shoot 44.0% or below	2-6	1-7	3-13	@ LAC 4/4/24
7+ Nuggets w/ 10+ pts	4-0	2-1	6-1	@ MEM 4/14/24	Nuggets shoot 40.0% or below	0-2	0-4	0-6	vs. MIN 3/29/24
8+ Nuggets w/ 10+ pts	0-0	1-0	1-0	@ MEM 4/14/24	Opp shoots 45.0% or better	19-5	13-13	32-18	@ MEM 4/14/24
Nuggets no 20+ pt scorer	0-1	0-1	0-2	@ OKC 1/31/24	Opp shoots 40.0% or below	4-0	2-1	6-1	@ UTA 4/9/24
Opp no 20+ pt scorer	5-0	4-0	9-0	vs. ATL 4/6/24	Nuggets w/10+ 3-pointers made	27-5	20-12	47-17	@ MEM 4/14/24
2+ Nuggets w/20+ pt scorer	26-4	19-9	45-13	@ SAS 4/12/24	Opp w/10+ 3-pointers made	25-5	12-14	37-19	@ SAS 4/12/24
2+ Opp w/20+ pt scorer	14-7	16-14	30-21	@ MEM 4/14/24	Nuggets w/15+ 3-pointers made	10-1	0-2	10-3	vs. ATL 4/6/24
3+ Nuggets w/20+ pt scorer	9-3	4-0	13-3	vs. NYK 3/21/24	Opp w/15+ 3-pointers made	4-3	2-6	6-9	@ SAS 4/12/24
3+ Opp w/20+ pt scorer	1-3	2-4	3-7	vs. MIN 3/29/24	Nuggets 3FG% 40.0% or better	17-0	10-5	27-5	vs. MIN 4/10/24
Nuggets w/30+ pt scorer	16-1	12-7	28-8	@ SAS 4/12/24	Opp 3FG% 40.0% or better	6-3	2-10	8-13	@ SAS 4/12/24
Opp w/30+ pt scorer	9-5	8-5	17-10	@ MEM 4/14/24	Nuggets FT% 80.0 or better	17-3	8-5	25-8	@ MEM 4/14/24
All 5 Starters w/10+ pts	9-1	5-3	14-4	@ MEM 4/14/24	Opp FT% 80.0 or better	12-4	14-8	26-12	@ UTA 4/9/24
Opp 5 Starters w/10+ pts	4-0	2-0	6-0	vs. ATL 4/6/24	Nuggets FT% below 70.0	7-0	9-5	16-5	vs. MIN 4/10/24
2+ reserves w/10+ pts	11-1	7-2	18-3	@ MEM 4/14/24	Opp FT% below 70.0	12-1	4-4	16-5	@ SAS 4/12/24
Opp 2+ reserves w/10+ pts	13-1	9-7	22-8	@ SAS 4/12/24	Nuggets FTM >= Opp FTA	8-2	4-3	12-5	@ MEM 4/14/24
3+ reserves w/10+ pts	4-0	2-0	6-0	@ MEM 4/14/24	Opp FTM >= Nuggets FTA	8-5	13-9	21-14	@ SAS 4/12/24
Opp 3+ reserves w/10+ pts	3-0	2-2	5-2	@ SAC 2/9/24	Nuggets FG% >= Opp FG%	30-0	22-4	52-4	@ MEM 4/14/24
Nuggets <20 pts. in 1st qtr	0-1	0-1	0-2	vs. PHX 3/5/24	Opp FG% >= Nuggets FG%	2-6	1-13	3-19	@ SAS 4/12/24
Opp <20 pts. in 1st qtr	1-2	4-1	5-3	@ UTA 4/9/24	Nuggets w/30+ FTA	5-0	2-0	7-0	@ POR 3/23/24
Nuggets w/30+ pts in 1st qtr	20-3	10-8	30-11	@ SAS 4/12/24	Opp w/30+ FTA	2-4	1-3	3-7	@ LAC 4/4/24
Opp w/30+ pts in 1st qtr	5-2	6-7	11-9	@ SAS 4/12/24	Nuggets w/20+ asts	33-8	24-16	57-24	@ MEM 4/14/24
Nuggets under 50 pts 1st half	2-3	0-5	2-8	vs. MIN 4/10/24	Opp w/20+ asts	31-8	21-17	52-25	@ MEM 4/14/24
Opp under 50 pts 1st half	8-1	6-2	14-3	vs. MEM 3/25/24	Nuggets w/25+ asts	31-6	21-9	52-15	@ MEM 4/14/24
Nuggets 50+ pts 1st half	31-5	24-12	55-17	@ MEM 4/14/24	Opp w/25+ asts	19-5	12-11	31-16	@ SAS 4/12/24
Opp 50+ pts 1st half	25-7	18-15	43-22	@ MEM 4/14/24	Nuggets w/30+ asts	21-2	9-3	30-5	@ MEM 4/14/24
Nuggets 60+ pts in 1st half	20-1	12-4	32-5	@ MEM 4/14/24	Opp w/30+ asts	7-1	4-7	11-8	@ SAS 4/12/24
Opp 60+ pts in 1st half	5-2	9-11	14-13	vs. MIN 3/29/24	Nuggets asts >= Opp asts	29-6	18-8	47-14	@ MEM 4/14/24
Nuggets lead by 10+ pts	31-3	22-4	53-7	@ MEM 4/14/24	Opp asts >= Nuggets asts	2-2	6-8	8-10	vs. SAS 4/2/24
Opp leads by 10+ pts	5-5	8-15	13-20	@ LAC 4/4/24	Nuggets w/12 or fewer TOs	19-5	15-9	34-14	@ SAS 4/12/24
Games decided by 10+ points	20-3	8-7	28-10	@ MEM 4/14/24	Opp w/12 or fewer TOs	19-5	14-11	33-16	vs. MIN 4/10/24
Games decided by 4-9 points	11-3	12-6	23-9	vs. MIN 4/10/24	Nuggets w/20+ TOs	1-0	0-1	1-1	@ SAC 2/9/24
Games decided by 3 or less points	2-2	4-4	6-6	@ SAS 4/12/24	Opp w/20+ TOs	0-0	1-0	1-0	@ MEM 10/27/23
Both teams score 100+ pts	30-4	20-13	50-17	@ MEM 4/14/24	Nuggets TO >= Opp TO	15-4	9-9	24-13	@ MEM 4/14/24
Both teams under 100 pts	0-0	0-0	0-0		Opp TO >= Nuggets TO	13-4	13-6	26-10	@ SAS 4/12/24
Nuggets score under 100 pts	0-4	0-4	0-8	vs. MIN 3/29/24	Nuggets w/50+ REB	6-1	4-2	10-3	@ MEM 4/14/24
Opp scores under 100 pts	3-0	4-0	7-0	@ UTA 4/9/24	Opp w/50+ REB	3-3	0-4	3-7	vs. SAS 4/2/24
Nuggets score 100+ pts	33-4	24-13	57-17	@ MEM 4/14/24	Nuggets REB >= Opp REB	20-2	16-5	36-7	@ MEM 4/14/24
Opp scores 100+ pts	30-8	20-17	50-25	@ MEM 4/14/24	Opp REB >= Nuggets REB	10-5	6-12	16-17	@ SAS 4/12/24
Nuggets score 110+ pts	31-2	19-6	50-8	@ MEM 4/14/24	Nuggets w/10+ more REB than Opp	10-0	7-2	17-2	@ MEM 4/14/24
Opp scores 110+ pts	11-6	9-12	20-18	@ MEM 4/14/24	Opp w/10+ more REB than DEN	0-2	1-3	1-5	@ SAS 4/12/24
Nuggets tied or lead after the 3rd qtr	30-3	21-5	51-8	@ MEM 4/14/24	Nuggets w/10+ stls	8-0	5-1	13-1	@ UTA 4/9/24
Nuggets tied or lead at halftime	27-3	19-6	46-9	@ MEM 4/14/24	Opp w/10+ stls	7-1	4-4	11-5	@ LAC 4/4/24
Nuggets tied or lead after 1st qtr	27-4	17-9	44-13	@ MEM 4/14/24	2+ Nuggets w/double-double	15-2	9-4	24-6	@ MEM 4/14/24
Nuggets trailing after the 3rd qtr	3-5	3-12	6-17	@ LAC 4/4/24	2+ Opp w/double-double	6-1	5-4	11-5	@ SAS 4/12/24
Nuggets trailing at halftime	6-5	5-11	11-16	vs. MIN 4/10/24	3+ Nuggets w/double-double	2-0	2-0	4-0	@ MIN 3/19/24
Nuggets trailing after 1st qtr	6-4	7-8	13-12	@ SAS 4/12/24	3+ Opp w/double-double	0-0	0-2	0-2	@ SAS 4/12/24
1st game Back-to-Back	5-0	7-1	12-1	@ UTA 4/9/24	Nuggets P1TP >= Opp P1TP	23-5	14-6	37-11	@ SAS 4/12/24
2nd game Back-to-Back	4-2	5-2	9-4	vs. MIN 4/10/24	Opp P1TP >= Nuggets P1TP	9-2	9-11	18-13	@ MEM 4/14/24
1st game after a win	19-5	19-13	38-18	@ SAS 4/12/24	Nuggets 2CP >= Opp 2CP	17-3	11-8	28-11	@ MEM 4/14/24
1st game after a loss	13-3	5-4	18-7	@ MEM 4/14/24	Opp 2CP >= Nuggets 2CP	14-4	10-7	24-11	@ SAS 4/12/24
On Monday	8-0	3-1	11-1	vs. MEM 3/25/24	Nuggets FB Pts >= Opp FB Pts	19-1	14-2	33-3	@ MEM 4/14/24
On Tuesday	3-1	4-1	7-2	@ UTA 4/9/24	Opp FB Pts >= Nuggets FB Pts	12-7	10-14	22-21	@ SAS 4/12/24
On Wednesday	4-2	2-5	6-7	vs. MIN 4/10/24					
On Thursday	6-0	2-2	8-2	@ LAC 4/4/24					
On Friday	3-4	6-4	9-8	@ SAS 4/12/24					
On Saturday	4-1	3-1	7-2	vs. ATL 4/6/24					
On Sunday	5-0	4-3	9-3	@ MEM 4/14/24					
January	6-1	4-4	10-5	@ OKC 1/31/24					
February	5-1	3-2	8-3	vs. MIA 2/29/24					
March	6-3	5-1	11-4	vs. CLE 3/31/24					
April	3-0	2-2	5-2	@ MEM 4/14/24					
October	2-0	2-0	4-0	vs. UTA 10/30/23					
November	7-0	2-6	9-6	vs. HOU 11/29/23					
December	4-3	6-2	10-5	vs. OKC 12/29/23					



MISCELLANEOUS STATS



TEAM RECORD

	RECORD	HOME	ROAD	OT
OVERALL	57-25	33-8	24-17	0-1
ATLANTIC	8-2	5-0	3-2	--
CENTRAL	8-2	5-0	3-2	--
SOUTHEAST	8-2	4-1	4-1	--
EASTERN	24-6	14-1	10-5	--
SOUTHWEST	12-6	9-1	3-5	--
NORTHWEST	10-6	5-3	5-3	--
PACIFIC	11-7	5-3	6-4	0-1
WESTERN	33-19	19-7	14-12	0-1

TEAM RECORD - BY TEAM

	RECORD	HOME	ROAD	OT
OVERALL	57-25	33-8	24-17	0-1
76ERS	1-1	1-0	0-1	--
BUCKS	1-1	1-0	0-1	--
BULLS	2-0	1-0	1-0	--
CAVALIERS	1-1	1-0	0-1	--
CELTICS	2-0	1-0	1-0	--
CLIPPERS	2-2	1-0	1-2	--
GRIZZLIES	4-0	2-0	2-0	--
HAWKS	2-0	1-0	1-0	--
HEAT	2-0	1-0	1-0	--
HORNETS	2-0	1-0	1-0	--
JAZZ	3-1	2-0	1-1	--
KINGS	1-3	1-1	0-2	--
KNICKS	1-1	1-0	0-1	--
LAKERS	3-0	1-0	2-0	--
MAGIC	0-2	0-1	0-1	--
MAVERICKS	2-1	2-0	0-1	--
NETS	2-0	1-0	1-0	--
PACERS	2-0	1-0	1-0	--
PELICANS	2-1	2-0	0-1	--
PISTONS	2-0	1-0	1-0	--
RAPTORS	2-0	1-0	1-0	--
ROCKETS	1-3	1-1	0-2	--
SPURS	3-1	2-0	1-1	--
SUNS	1-2	0-2	1-0	0-1
THUNDER	1-3	0-2	1-1	--
TIMBERWOLVES	2-2	1-1	1-1	--
TRAIL BLAZERS	4-0	2-0	2-0	--
WARRIORS	4-0	2-0	2-0	--
WIZARDS	2-0	1-0	1-0	--

HEAD COACH: MICHAEL MALONE

	TENURE	WON	LOSS	PCT.
OVERALL:	10	463	362	.561
W/ CLUB:	8	424	295	.590

TEAM WINNING & LOSING STREAKS

LONG:	OVERALL	HOME	ROAD
Win	2/22/2024 — 3/2/2024 (6)	10/24/2023 — 11/29/2023 (9)	12/11/2023 — 1/4/2024 (6)
Loss	2/9/2024 — 2/14/2024 (3)	3/27/2024 — 3/29/2024 (2)	11/1/2023 — 11/19/2023 (4)

*showing most recent streaks

AFTER 82 GAMES: W57, L25

MARGIN	1	2	3	4	5	6	7	8	9	10	11	12	13	14	15	16	17	18	19	20	21	22	23	24	25
Won By:		1	5	2	3	6	2	5	5	2	2	5	1		2	2	1	2		1	2	1	1		1
Lost By:	2	3	1	1	4	1	1	1	1	1		1	2				1		1		1				

MARGIN	26	27	28	29	30	31	32	33	34	35	36	37	38	39	40	41	42	43	44	45	46	47	48	49	50+
Won By:	1			1			1	1				1													
Lost By:	1			1													1								



MISCELLANEOUS STATS



AT START OF:	OVERALL	HOME	ROAD	FG%:	OVERALL	HOME	ROAD
2nd-Ahead:	42-12	26-4	16-8	-44%	3-13	2-6	1-7
-Behind:	13-11	6-3	7-8	45-49%	16-8	6-1	10-7
-Tied:	2-2	1-1	1-1	50-54%	19-4	12-1	7-3
3rd-Ahead:	43-8	25-3	18-5	55-59%	15-0	10-0	5-0
-Behind:	11-16	6-5	5-11	+60%	4-0	3-0	1-0
-Tied:	3-1	2-0	1-1				
4th-Ahead:	49-8	29-3	20-5				
-Behind:	6-17	3-5	3-12				
-Tied:	2-0	1-0	1-0				





Michael Malone

Head Coach • 8th Season with the Nuggets • 20th Season with the NBA

CAREER REGULAR SEASON RECORD (11TH SEASON): 463-362 (.561)

CAREER PLAYOFF RECORD (6 PLAYOFF APPEARANCES): 43-34 (.558)

REGULAR SEASON RECORD WITH NUGGETS (9TH SEASON): 424-295 (.590)

PLAYOFF RECORD WITH NUGGETS (6 PLAYOFF APPEARANCES): 43-34 (.558)

Michael Malone enters his eighth season as head coach of the Denver Nuggets. He was named the 16th head coach in Denver's NBA franchise history on June 15, 2015. He is now the fourth longest tenured coach in the NBA and currently ranks third all-time amongst Nuggets head coaches with 314 wins.

Last season saw Coach Malone lead the Nuggets to a 48-34 record as they clinched a playoff berth for the fourth straight year. Denver finished the season setting a franchise record with 25 road wins and secured the sixth seed in the Western Conference playoffs while being shorthanded due to injuries throughout the season.

Despite missing Jamal Murray in two straight postseasons, Malone has helped lead the Nuggets to a playoff series victory in three of the last four seasons. Since 2018-19, Denver has four playoff series victories, which matches the franchise total for the previous 32 years. Malone has totaled 21 postseason wins, which is tied for second all-time in franchise history trailing Doug Moe by three for first.

Since Malone has taken over prior to the 2015-16 season, the Nuggets have seen the postseason on four occasions including a Western Conference Finals appearance in 2020, the first for the franchise since 2009. The Nuggets are also second in the NBA, trailing only the Milwaukee Bucks for the most combined regular season and postseason wins in a four-year span with 216. Additionally, based on winning percentage, Malone has overseen three of the top ten seasons in NBA franchise history.

Malone has 353 victories as an NBA head coach and possesses over 25 years of coaching experience, 21 coming in the NBA with six different teams – New York, Cleveland, New Orleans, Golden State, Sacramento and Denver. The teams that Malone has been a member of the coaching staff have amassed 13 playoff appearances, including one NBA Finals showing and three conference finals appearances. Malone and his staff also were selected to coach Team LeBron at the 2019 NBA All-Star game in Charlotte, NC, defeating Team Giannis 178-164.

Before joining the Nuggets, Malone served as the head coach of the Sacramento Kings for two seasons. Before his time with the Kings, Malone was the lead assistant for the Golden State Warriors under Mark Jackson from 2011-13 where they clinched a postseason berth in 2013, their first since 2007.

Prior to Golden State, Malone worked as the lead assistant to Monty Williams in New Orleans and helped the Hornets achieve a 46-36 record and a trip to the 2011 NBA Playoffs. The Hornets were the most improved defensive team in the NBA in 2011, allowing a league-best 8.7 fewer points per game than in the previous campaign (94.0 ppg, after giving up 102.7 ppg in 2009-10).

Malone also served as an assistant coach under Mike Brown for the Cleveland Cavaliers for five seasons, during which the Cavs posted a 272-138 (.663) record, the third-best mark in the NBA over that span. The Cavaliers made five consecutive playoff appearances during Malone's time on the bench, reaching the NBA Finals in 2007 and the Eastern Conference Finals in 2009. In 2008-09, the Cavs notched a franchise record and NBA-best 66 wins, with Malone and the rest of the team's staff earning the right to coach the Eastern Conference All-Star squad. In 2009-10, the Cavaliers again captured the league's best regular season record with 61 wins.

Malone's NBA coaching career began with a four-season stint with the New York Knicks, where he originally joined Jeff Van Gundy's staff as a coaching associate in the summer of 2001, and was promoted to assistant coach in May 2003.

Before joining the NBA, Malone coached seven years in the college ranks, with his last stop coming at Manhattan College where he was the lead assistant. During the 1998-99 season Malone worked at the University of Virginia as its director of men's basketball administration. Malone also spent three seasons (1995-96 – 1997-98) at Providence College under New York Basketball Hall of Fame coach Pete Gillen after beginning his coaching career working for Greg Kampe at Oakland University in Michigan.

Malone is a three-time participant in the NBA's "Basketball Without Borders" program, having coached at the league's global outreach camps in Africa (2017), Puerto Rico (2006) and Argentina (2005). In 2017 Malone traveled to Johannesburg, South Africa where he spent a week coaching at the BWB camps and then served as an assistant coach for Team Africa, for the NBA Africa Game 2017.

Malone also served as an assistant coach for the Canadian Men's Senior National Team for three years. He helped guide the Canadian team to a top-four finish in the 2009 FIBA Americas Championship in Puerto Rico, qualifying Canada for the 2010 World Championships.

A native of Queens, New York, Malone played college basketball at Loyola College in Maryland, where he graduated with a BA degree in 1994. He is a graduate of New Jersey's Seton Hall Prep where he played two years under Bob Farrell. Malone also played a season under Tom Blackburn at Worcester Academy (Mass.).

Michael is the son of longtime NBA coach Brendan Malone, who has coached over 28 years in the league.

He and his wife, Jocelyn, have two daughters, Caitlin and Bridget.



NUGGETS PLAYER INFORMATION



#0 Christian Braun

Forward • 6-6 • 210lbs • 4/17/01 • Kansas/USA

1 Year Pro

	GP	GS	PPG	RPG	APG	SPG	BPG	MPG	FG%	3FG%	FT%
2023-24	9	0	4.9	2.3	0.3	0.11	0.22	15.3	.459	.231	.778
Career	28	0	3.8	2.1	0.5	0.43	0.21	13.7	.500	.217	.643

	POINTS			REB	AST	BLK	STL	DBL-DBL	TPL-DBL
	10+	20+	30+						
2023-24	2	--	--	--	--	--	--	--	--
Career	3	--	--	--	--	--	2	--	--

	2023-24 HIGHS	CAREER HIGHS
PTS	11 at MIN 5/12/24	15 at MIA 6/7/23
FGM	5 vs. LAL 4/22/24	7 at MIA 6/7/23
FGA	8 vs. LAL 4/22/24	8 2 times (vs. LAL, 4/22/24)
3FGM	1 3 times (@ MIN, 5/12/24)	1 5 times (@ MIN, 5/12/24)
3FGA	3 vs. LAL 4/22/24	3 vs. LAL 4/22/24
FTM	4 at MIN 5/12/24	4 at MIN 5/12/24
FTA	4 at MIN 5/12/24	6 vs. MIA 6/12/23
OREB	2 2 times (vs. LAL, 4/22/24)	2 4 times (vs. LAL, 4/22/24)
DREB	3 3 times (@ MIN, 5/12/24)	3 5 times (@ MIN, 5/12/24)
TREB	5 vs. LAL 4/20/24	5 2 times (vs. LAL, 4/20/24)
ASTS	1 3 times (@ MIN, 5/12/24)	3 vs. MIA 6/4/23
STLS	1 vs. MIN 5/6/24	4 vs. PHX 4/29/23
BLKS	1 2 times (vs. MIN, 5/6/24)	1 6 times (vs. MIN, 5/6/24)
MINS	25 at MIN 5/12/24	25 at MIN 5/12/24

RECENT GAMES

OPPONENT	W/L	MIN	FG-A	3P-A	FT-A	OR	DR	TR	A	PF	ST	TO	BS	PTS
5/12 at MIN	W	25:16	3-4	1-1	4-4	0	3	3	1	3	0	0	0	11
5/10 at MIN	W	17:36	2-4	1-2	0-0	0	3	3	0	1	0	0	0	5
5/6 vs. MIN	L	10:30	1-2	0-0	0-0	1	1	2	0	0	1	0	1	2
5/4 vs. MIN	L	19:00	3-5	1-1	0-0	0	2	2	0	0	0	0	0	7
4/29 vs. LAL	W	5:58	0-2	0-1	2-2	0	0	0	0	0	0	0	0	2



#5 Kentavious Caldwell-Pope

Guard • 6-5 • 204lbs • 2/18/93 • Georgia/USA

10 Years Pro

	GP	GS	PPG	RPG	APG	SPG	BPG	MPG	FG%	3FG%	FT%
2023-24	9	9	7.4	2.2	2.3	1.56	0.44	34.9	.369	.275	1.000
Career	59	59	10.1	2.7	1.6	1.24	0.37	32.2	.424	.360	.841

	POINTS			REB	AST	BLK	STL	DBL-DBL	TPL-DBL
	10+	20+	30+						
2023-24	3	--	--	--	--	--	2	--	--
Career	33	3	--	--	--	--	1	6	--

	2023-24 HIGHS	CAREER HIGHS
PTS	14 at LAL 4/27/24	21 3 times (vs. LAL, 5/16/23)
FGM	6 at LAL 4/27/24	9 vs. LAL 5/16/23
FGA	11 vs. LAL 4/20/24	17 vs. LAL 5/16/23
3FGM	4 vs. LAL 4/20/24	4 6 times (vs. LAL, 4/20/24)
3FGA	10 vs. LAL 4/20/24	11 vs. MIA 10/2/20
FTM	6 at MIN 5/10/24	6 at MIN 5/10/24
FTA	6 at MIN 5/10/24	6 at MIN 5/10/24
OREB	2 vs. MIN 5/6/24	2 5 times (vs. MIN, 5/6/24)
DREB	4 at MIN 5/10/24	8 at CLE 4/20/16
TREB	4 at MIN 5/10/24	8 at CLE 4/20/16
ASTS	4 at MIN 5/10/24	5 3 times (@ MIA, 10/6/20)
STLS	4 at LAL 4/27/24	4 2 times (@ LAL, 4/27/24)
BLKS	2 at MIN 5/12/24	3 vs. MIA 6/12/23
MINS	40 at LAL 4/27/24	43 vs. CLE 4/24/16

RECENT GAMES

OPPONENT	W/L	MIN	FG-A	3P-A	FT-A	OR	DR	TR	A	PF	ST	TO	BS	PTS
5/12 at MIN	W	31:55	1-6	1-4	0-0	0	1	1	3	2	1	0	2	3
5/10 at MIN	W	36:55	3-6	0-2	6-6	0	4	4	4	3	0	0	0	12
5/6 vs. MIN	L	27:40	2-6	0-2	0-0	2	1	3	0	4	1	1	0	4
5/4 vs. MIN	L	37:26	2-4	2-4	0-0	0	2	2	3	2	2	1	1	6
4/29 vs. LAL	W	32:49	2-10	1-6	0-0	1	2	3	3	3	1	0	0	5



#31 Vlatko Cancar

Forward • 6-8 • 236lbs • 4/10/97 • KK Mega Bemax (Serbia)/Slovenia

4 Years Pro

	GP	GS	PPG	RPG	APG	SPG	BPG	MPG	FG%	3FG%	FT%
** No Games Played 2023-24 Postseason **											
Career	12	0	1.3	0.7	0.3	0.08	0.08	3.3	.455	.286	.800

	POINTS			REB	AST	BLK	STL	DBL-DBL	TPL-DBL
	10+	20+	30+						
2023-24	--	--	--	--	--	--	--	--	--
Career	--	--	--	--	--	--	--	--	--

	2023-24 HIGHS	CAREER HIGHS
PTS	--	6 at POR 5/29/21
FGM	--	2 2 times (@ GSW, 4/18/22)
FGA	--	3 2 times (vs. PHX, 4/29/23)
3FGM	--	1 2 times (@ GSW, 4/18/22)
3FGA	--	2 2 times (vs. PHX, 4/29/23)
FTM	--	4 at POR 5/29/21
FTA	--	5 at POR 5/29/21
OREB	--	--
DREB	--	1 8 times (vs. PHX, 5/9/23)
TREB	--	1 8 times (vs. PHX, 5/9/23)
ASTS	--	1 3 times (@ PHX, 5/11/23)
STLS	--	1 at PHX 6/7/21
BLKS	--	1 at POR 5/29/21
MINS	--	8 at POR 5/29/21

RECENT GAMES

OPPONENT	W/L	MIN	FG-A	3P-A	FT-A	OR	DR	TR	A	PF	ST	TO	BS	PTS
5/12 at MIN	W													
5/10 at MIN	W													
5/6 vs. MIN	L													
5/4 vs. MIN	L													
4/29 vs. LAL	W													



NUGGETS PLAYER INFORMATION



#21 Collin Gillespie

Guard • 6-3 • 190lbs • 6/25/99 • Villanova/USA

1 Year Pro

	GP	GS	PPG	RPG	APG	SPG	BPG	MPG	FG%	3FG%	FT%
** No Games Played 2023-24 Postseason **											
** No Career Postseason Games Played **											
	POINTS			REB	AST	BLK	STL	DBL-DBL	TPL-DBL		
	10+	20+	30+	10+	10+	3+	3+				
2023-24	--	--	--	--	--	--	--	--	--		
Career	--	--	--	--	--	--	--	--	--		

RECENT GAMES														
OPPONENT	W/L	MIN	FG-A	3P-A	FT-A	OR	DR	TR	A	PF	ST	TO	BS	PTS
** No Games **														

	2023-24 HIGHS	CAREER HIGHS
PTS	--	--
FGM	--	--
FGA	--	--
3FGM	--	--
3FGA	--	--
FTM	--	--
FTA	--	--
OREB	--	--
DREB	--	--
TREB	--	--
ASTS	--	--
STLS	--	--
BLKS	--	--
MINS	--	--



#50 Aaron Gordon

Forward • 6-8 • 235lbs • 9/16/95 • Arizona/USA

9 Years Pro

	GP	GS	PPG	RPG	APG	SPG	BPG	MPG	FG%	3FG%	FT%
2023-24	9	9	15.3	7.2	4.7	1.00	0.33	37.9	.609	.409	.773
Career	49	49	13.4	6.3	3.0	0.67	0.53	34.2	.502	.373	.663

	POINTS			REB	AST	BLK	STL	DBL-DBL	TPL-DBL		
	10+	20+	30+	10+	10+	3+	3+				
2023-24	6	3	--	3	--	--	--	2	--		
Career	36	9	--	8	--	--	2	7	--		

RECENT GAMES														
OPPONENT	W/L	MIN	FG-A	3P-A	FT-A	OR	DR	TR	A	PF	ST	TO	BS	PTS
5/12 at MIN	W	41:08	11-12	2-2	3-3	2	5	7	6	4	1	2	2	27
5/10 at MIN	W	33:05	5-7	3-4	0-0	1	1	2	5	2	2	0	0	13
5/6 vs. MIN	L	33:04	8-14	3-5	1-2	3	1	4	2	2	1	1	0	20
5/4 vs. MIN	L	32:33	4-6	0-1	1-3	1	2	3	6	4	2	1	0	9
4/29 vs. LAL	W	46:22	3-7	1-2	0-0	5	8	13	6	2	1	3	1	7

	2023-24 HIGHS	CAREER HIGHS
PTS	29 at LAL 4/25/24	29 at LAL 4/25/24
FGM	12 at LAL 4/25/24	12 at LAL 4/25/24
FGA	18 at LAL 4/25/24	18 at LAL 4/25/24
3FGM	3 2 times (@ MIN, 5/10/24)	3 6 times (@ MIN, 5/10/24)
3FGA	5 vs. MIN 5/6/24	6 vs. TOR 4/21/19
FTM	5 at LAL 4/25/24	10 vs. GSW 4/24/22
FTA	6 at LAL 4/25/24	13 vs. GSW 4/24/22
OREB	6 vs. LAL 4/20/24	6 4 times (vs. LAL, 4/20/24)
DREB	10 at LAL 4/25/24	10 at LAL 4/25/24
TREB	15 at LAL 4/25/24	15 at LAL 4/25/24
ASTS	7 vs. LAL 4/20/24	7 2 times (vs. LAL, 4/20/24)
STLS	2 2 times (@ MIN, 5/10/24)	3 2 times (@ PHX, 6/7/21)
BLKS	2 at MIN 5/12/24	2 6 times (@ MIN, 5/12/24)
MINS	46 vs. LAL 4/29/24	46 vs. LAL 4/29/24



#9 Justin Holiday

Guard • 6-6 • 180lbs • 4/5/89 • Washington/

10 Years Pro

	GP	GS	PPG	RPG	APG	SPG	BPG	MPG	FG%	3FG%	FT%
2023-24	9	0	3.9	1.7	0.3	0.56	0.00	12.4	.379	.440	.500
Career	18	2	3.7	1.7	0.4	0.61	0.28	14.1	.423	.476	.429

	POINTS			REB	AST	BLK	STL	DBL-DBL	TPL-DBL		
	10+	20+	30+	10+	10+	3+	3+				
2023-24	2	--	--	--	--	--	--	--	--		
Career	3	--	--	--	--	--	1	--	--		

RECENT GAMES														
OPPONENT	W/L	MIN	FG-A	3P-A	FT-A	OR	DR	TR	A	PF	ST	TO	BS	PTS
5/12 at MIN	W	19:09	3-6	3-5	1-2	0	3	3	0	1	0	1	0	10
5/10 at MIN	W	18:56	2-4	2-3	0-0	0	1	1	1	3	0	0	0	6
5/6 vs. MIN	L	21:32	4-6	4-5	1-2	0	2	2	1	2	0	1	0	13
5/4 vs. MIN	L	16:29	1-3	1-3	0-0	0	5	5	0	0	1	0	0	3
4/29 vs. LAL	W	4:05	0-0	0-0	0-0	0	0	0	0	2	0	0	0	0

	2023-24 HIGHS	CAREER HIGHS
PTS	13 vs. MIN 5/6/24	13 vs. MIN 5/6/24
FGM	4 vs. MIN 5/6/24	4 2 times (vs. MIN, 5/6/24)
FGA	6 2 times (@ MIN, 5/12/24)	8 at MIA 8/22/20
3FGM	4 vs. MIN 5/6/24	4 vs. MIN 5/6/24
3FGA	5 2 times (@ MIN, 5/12/24)	7 at MIA 8/22/20
FTM	1 2 times (@ MIN, 5/12/24)	1 3 times (@ MIN, 5/12/24)
FTA	2 2 times (@ MIN, 5/12/24)	3 vs. MIA 8/20/20
OREB	1 vs. LAL 4/20/24	2 at MIA 8/22/20
DREB	5 vs. MIN 5/4/24	6 vs. MIA 8/20/20
TREB	5 vs. MIN 5/4/24	7 vs. MIA 8/20/20
ASTS	1 3 times (@ MIN, 5/10/24)	2 at MIA 8/24/20
STLS	2 2 times (@ LAL, 4/27/24)	5 vs. MIA 8/20/20
BLKS	--	2 vs. MIA 8/20/20
MINS	22 vs. MIN 5/6/24	38 at MIA 8/24/20



NUGGETS PLAYER INFORMATION



#30 Jay Huff

Center • 7-1 • 240lbs • 8/25/97 • Virginia/USA

2 Years Pro

	GP	GS	PPG	RPG	APG	SPG	BPG	MPG	FG%	3FG%	FT%	2023-24 HIGHS		CAREER HIGHS
** No Games Played 2023-24 Postseason **												PTS	--	--
** No Career Postseason Games Played **												FGM	--	--
	POINTS			REB	AST	BLK	STL	DBL-DBL		TPL-DBL		FGA	--	--
	10+	20+	30+	10+	10+	3+	3+					3FGM	--	--
2023-24	--	--	--	--	--	--	--					3FGA	--	--
Career	--	--	--	--	--	--	--					FTM	--	--
RECENT GAMES														
OPPONENT	W/L	MIN	FG-A	3P-A	FT-A	OR	DR	TR	A	PF	ST	TO	BS	PTS
** No Games **														



#7 Reggie Jackson

Guard • 6-2 • 208lbs • 4/16/90 • Boston College/Italy

12 Years Pro

	GP	GS	PPG	RPG	APG	SPG	BPG	MPG	FG%	3FG%	FT%	2023-24 HIGHS		CAREER HIGHS
2023-24	9	0	4.0	1.7	1.3	0.22	0.00	10.4	.342	.364	1.000	PTS	8 vs. LAL 4/29/24	32 at MEM 4/26/14
Career	84	39	11.0	3.0	2.9	0.50	0.19	24.5	.462	.390	.890	FGM	3 vs. LAL 4/29/24	11 2 times (@ UTA, 6/10/21)
	POINTS			REB	AST	BLK	STL	DBL-DBL		TPL-DBL		FGA	8 vs. LAL 4/29/24	24 vs. PHX 6/26/21
	10+	20+	30+	10+	10+	3+	3+					3FGM	2 2 times (@ MIN, 5/12/24)	6 vs. DAL 6/2/21
2023-24	--	--	--	--	--	--	--					3FGA	6 vs. LAL 4/29/24	12 2 times (@ PHX, 6/20/21)
Career	47	13	1	1	3	--	2					FTM	2 at MIN 5/10/24	8 at MEM 4/26/14
RECENT GAMES														
OPPONENT	W/L	MIN	FG-A	3P-A	FT-A	OR	DR	TR	A	PF	ST	TO	BS	PTS
5/12 at MIN	W	9:22	2-4	2-3	0-0	0	2	2	3	0	0	1	0	6
5/10 at MIN	W	8:12	2-4	0-2	2-2	0	3	3	0	1	0	1	0	6
5/6 vs. MIN	L	10:11	1-6	1-3	0-0	1	1	2	1	1	0	1	0	3
5/4 vs. MIN	L	13:43	2-3	1-1	0-0	1	2	3	1	1	1	0	0	5
4/29 vs. LAL	W	17:58	3-8	2-6	0-0	0	2	2	1	2	1	0	0	8
FTM	2 at MIN 5/10/24	8 at MEM 4/26/14												
FTA	2 at MIN 5/10/24	8 3 times (@ DAL, 6/4/21)												
OREB	1 2 times (vs. MIN, 5/6/24)	3 2 times (vs. LAC, 5/13/14)												
DREB	3 at MIN 5/10/24	9 2 times (@ DAL, 6/4/21)												
TREB	3 2 times (@ MIN, 5/10/24)	10 at MEM 5/11/13												
ASTS	3 at MIN 5/12/24	12 2 times (vs. CLE, 4/24/16)												
STLS	1 2 times (vs. MIN, 5/4/24)	3 2 times (vs. UTA, 6/18/21)												
BLKS	--	2 vs. HOU 5/1/13												
MINS	18 vs. LAL 4/29/24	48 at MEM 5/13/13												



#15 Nikola Jokic

Center • 7-0 • 284lbs • 2/19/95 • KK Mega Vizura/Serbia

8 Years Pro

	GP	GS	PPG	RPG	APG	SPG	BPG	MPG	FG%	3FG%	FT%	2023-24 HIGHS		CAREER HIGHS
2023-24	9	9	27.6	14.0	9.1	1.67	0.67	39.8	.549	.278	.902	PTS	35 at MIN 5/12/24	53 at PHX 5/7/23
Career	77	77	27.5	12.3	7.5	1.12	0.88	37.9	.530	.398	.834	FGM	15 2 times (@ MIN, 5/12/24)	20 at PHX 5/7/23
	POINTS			REB	AST	BLK	STL	DBL-DBL		TPL-DBL		FGA	26 at MIN 5/12/24	31 vs. POR 6/1/21
	10+	20+	30+	10+	10+	3+	3+					3FGM	2 3 times (vs. MIN, 5/4/24)	7 vs. UTA 8/25/20
2023-24	9	8	4	7	2	1	3					3FGA	9 vs. MIN 5/4/24	11 vs. UTA 8/25/20
Career	77	67	30	56	19	9	12					FTM	11 at LAL 4/27/24	12 vs. POR 4/29/19
RECENT GAMES														
OPPONENT	W/L	MIN	FG-A	3P-A	FT-A	OR	DR	TR	A	PF	ST	TO	BS	PTS
5/12 at MIN	W	39:04	15-26	1-5	4-6	2	5	7	7	4	3	4	1	35
5/10 at MIN	W	38:05	10-18	1-3	3-4	4	10	14	9	3	3	3	3	24
5/6 vs. MIN	L	38:36	5-13	0-1	6-6	6	10	16	8	2	0	4	1	16
5/4 vs. MIN	L	40:56	11-25	2-9	8-8	1	7	8	9	4	3	7	0	32
4/29 vs. LAL	W	41:02	12-21	1-5	0-0	2	18	20	9	1	0	7	0	25
FTA	11 at LAL 4/27/24	13 at PHX 5/7/23												
OREB	6 vs. MIN 5/6/24	10 vs. PHX 6/11/21												
DREB	18 vs. LAL 4/29/24	19 at LAC 9/15/20												
TREB	20 2 times (vs. LAL, 4/29/24)	22 at LAC 9/15/20												
ASTS	14 at LAL 4/27/24	17 at PHX 5/5/23												
STLS	3 3 times (@ MIN, 5/12/24)	4 at LAL 9/20/20												
BLKS	3 at MIN 5/10/24	4 2 times (vs. POR, 6/1/21)												
MINS	41 vs. LAL 4/22/24	65 at POR 5/3/19												



NUGGETS PLAYER INFORMATION



#6 DeAndre Jordan

Center • 6-11 • 265lbs • 7/21/88 • Texas A&M/USA

15 Years Pro

	GP	GS	PPG	RPG	APG	SPG	BPG	MPG	FG%	3FG%	FT%	2023-24 HIGHS		CAREER HIGHS
2023-24	1	0	4.0	2.0	0.0	1.00	1.00	8.6	1.000	.000	1.000	PTS	4 vs. LAL 4/20/24	26 vs. HOU 5/10/15
Career	65	59	8.9	10.1	0.8	0.72	1.85	28.2	.669	.000	.408	FGM	1 vs. LAL 4/20/24	9 2 times (vs. UTA, 4/30/17)
POINTS			REB	AST	BLK	STL	DBL-DBL	TPL-DBL						
10+	20+	30+	10+	10+	3+	3+								
2023-24	--	--	--	--	--	--	--	--	--	--	--	FGA	1 vs. LAL 4/20/24	12 vs. UTA 4/30/17
Career	27	5	--	33	--	24	2	24	--	--	--	3FGM	--	1 at UTA 4/23/17
RECENT GAMES														
OPPONENT	W/L	MIN	FG-A	3P-A	FT-A	OR	DR	TR	A	PF	ST	TO	BS	PTS
5/12 at MIN	W													
5/10 at MIN	W													
5/6 vs. MIN	L													
5/4 vs. MIN	L													
4/29 vs. LAL	W													
												FTM	2 vs. LAL 4/20/24	14 vs. HOU 5/10/15
												FTA	2 vs. LAL 4/20/24	34 vs. HOU 5/10/15
												OREB	--	8 at POR 4/29/16
												DREB	2 vs. LAL 4/20/24	17 at GSW 5/1/14
												TREB	2 vs. LAL 4/20/24	22 at GSW 4/24/14
												ASTS	--	5 2 times (vs. POR, 4/20/16)
												STLS	1 vs. LAL 4/20/24	4 2 times (@ HOU, 5/17/15)
												BLKS	1 vs. LAL 4/20/24	5 3 times (@ GSW, 4/24/14)
												MINS	9 vs. LAL 4/20/24	45 vs. GSW 4/19/14



#11 Braxton Key

Forward • 6-8 • 225lbs • 2/14/97 • Virginia/USA

2 Years Pro

	GP	GS	PPG	RPG	APG	SPG	BPG	MPG	FG%	3FG%	FT%	2023-24 HIGHS		CAREER HIGHS
** No Games Played 2023-24 Postseason **														
** No Career Postseason Games Played **														
POINTS			REB	AST	BLK	STL	DBL-DBL	TPL-DBL						
10+	20+	30+	10+	10+	3+	3+								
2023-24	--	--	--	--	--	--	--	--	--	--	--	PTS	--	--
Career	--	--	--	--	--	--	--	--	--	--	--	FGM	--	--
RECENT GAMES														
OPPONENT	W/L	MIN	FG-A	3P-A	FT-A	OR	DR	TR	A	PF	ST	TO	BS	PTS
4/22 vs. LAL	W													
												FGA	--	--
												3FGM	--	--
												3FGA	--	--
												FTM	--	--
												FTA	--	--
												OREB	--	--
												DREB	--	--
												TREB	--	--
												ASTS	--	--
												STLS	--	--
												BLKS	--	--
												MINS	--	--



#27 Jamal Murray

Guard • 6-4 • 215lbs • 2/23/97 • Kentucky/Canada

7 Years Pro

	GP	GS	PPG	RPG	APG	SPG	BPG	MPG	FG%	3FG%	FT%	2023-24 HIGHS		CAREER HIGHS
2023-24	9	9	20.7	5.1	6.1	0.89	0.67	38.4	.400	.315	.895	PTS	32 vs. LAL 4/29/24	50 2 times (@ UTA, 8/30/20)
Career	62	62	24.4	5.0	6.3	1.13	0.31	38.8	.461	.392	.908	FGM	13 vs. LAL 4/29/24	18 at UTA 8/23/20
POINTS			REB	AST	BLK	STL	DBL-DBL	TPL-DBL						
10+	20+	30+	10+	10+	3+	3+								
2023-24	8	6	1	1	1	--	1	1	1	--	--	FGA	28 vs. LAL 4/29/24	32 at POR 5/3/19
Career	60	39	17	5	6	--	5	9	9	1	--	3FGM	5 vs. LAL 4/29/24	9 2 times (@ UTA, 8/30/20)
RECENT GAMES														
OPPONENT	W/L	MIN	FG-A	3P-A	FT-A	OR	DR	TR	A	PF	ST	TO	BS	PTS
5/12 at MIN	W	38:38	8-17	3-7	0-0	1	4	5	8	3	2	3	0	19
5/10 at MIN	W	37:49	11-21	2-5	0-0	1	3	4	5	3	3	3	0	24
5/6 vs. MIN	L	35:55	3-18	0-4	2-2	2	11	13	2	3	2	4	1	8
5/4 vs. MIN	L	34:17	6-14	2-4	3-3	0	1	1	4	4	0	1	0	17
4/29 vs. LAL	W	40:32	13-28	5-10	1-1	1	2	3	7	2	1	2	0	32
												3FGA	10 vs. LAL 4/29/24	15 at UTA 8/23/20
												FTM	5 at LAL 4/25/24	11 at POR 5/5/19
												FTA	6 at LAL 4/25/24	11 at POR 5/5/19
												OREB	2 vs. MIN 5/6/24	4 3 times (@ UTA, 8/23/20)
												DREB	11 vs. MIN 5/6/24	11 vs. MIN 5/6/24
												TREB	13 vs. MIN 5/6/24	13 vs. MIN 5/6/24
												ASTS	10 vs. LAL 4/20/24	12 2 times (@ MIA, 6/9/23)
												STLS	3 at MIN 5/10/24	5 vs. SAS 4/13/19
												BLKS	2 vs. LAL 4/22/24	2 2 times (vs. LAL, 4/22/24)
												MINS	41 at LAL 4/25/24	55 at POR 5/3/19



NUGGETS PLAYER INFORMATION



#22 Zeke Nnaji

Forward • 6-11 • 240lbs • 1/9/01 • Arizona/USA

3 Years Pro

	GP	GS	PPG	RPG	APG	SPG	BPG	MPG	FG%	3FG%	FT%	2023-24 HIGHS				CAREER HIGHS			
2023-24	2	0	1.5	1.0	0.0	0.00	0.50	4.3	.500	.000	.500	PTS	2 at MIN 5/10/24	6 at PHX 6/9/21					
Career	14	0	1.6	0.4	0.1	0.14	0.07	3.4	.533	.455	.500	FGM	1 at MIN 5/10/24	2 2 times (vs. MIN, 4/16/23)					
	POINTS			REB	AST	BLK	STL	DBL-DBL	TPL-DBL										
	10+	20+	30+	10+	10+	3+	3+												
2023-24	--	--	--	--	--	--	--	--	--										
Career	--	--	--	--	--	--	--	--	--										
RECENT GAMES																			
OPPONENT	W/L	MIN	FG-A	3P-A	FT-A	OR	DR	TR	A	PF	ST	TO	BS	PTS					
5/12 at MIN	W																		
5/10 at MIN	W	5:03	1-1	0-0	0-0	1	0	1	0	1	0	1	0	2					
5/6 vs. MIN	L	3:29	0-1	0-0	1-2	1	0	1	0	0	0	0	1	1					
5/4 vs. MIN	L																		
4/29 vs. LAL	W																		



#24 Jalen Pickett

Forward • 6-4 • 202lbs • 10/22/99 • Penn State/USA

Rookie

	GP	GS	PPG	RPG	APG	SPG	BPG	MPG	FG%	3FG%	FT%	2023-24 HIGHS				CAREER HIGHS			
2023-24	2	0	1.0	0.0	0.0	0.00	0.00	2.7	1.000	.000	.000	PTS	2 vs. MIN 5/6/24	2 vs. MIN 5/6/24					
Career	2	0	1.0	0.0	0.0	0.00	0.00	2.7	1.000	.000	.000	FGM	1 vs. MIN 5/6/24	1 vs. MIN 5/6/24					
	POINTS			REB	AST	BLK	STL	DBL-DBL	TPL-DBL										
	10+	20+	30+	10+	10+	3+	3+												
2023-24	--	--	--	--	--	--	--	--	--										
Career	--	--	--	--	--	--	--	--	--										
RECENT GAMES																			
OPPONENT	W/L	MIN	FG-A	3P-A	FT-A	OR	DR	TR	A	PF	ST	TO	BS	PTS					
5/12 at MIN	W																		
5/10 at MIN	W	1:50	0-0	0-0	0-0	0	0	0	0	1	0	0	0	0					
5/6 vs. MIN	L	3:29	1-1	0-0	0-0	0	0	0	0	0	0	0	0	2					
5/4 vs. MIN	L																		
4/29 vs. LAL	W																		



#1 Michael Porter Jr.

Forward • 6-10 • 218lbs • 6/29/98 • Missouri/USA

4 Years Pro

	GP	GS	PPG	RPG	APG	SPG	BPG	MPG	FG%	3FG%	FT%	2023-24 HIGHS				CAREER HIGHS			
2023-24	9	9	18.7	6.7	1.2	1.22	0.56	38.0	.522	.468	.760	PTS	27 at LAL 4/27/24	28 vs. UTA 8/19/20					
Career	58	42	14.2	7.1	1.2	0.78	0.43	30.7	.465	.389	.773	FGM	10 at LAL 4/27/24	12 vs. POR 5/22/21					
	POINTS			REB	AST	BLK	STL	DBL-DBL	TPL-DBL										
	10+	20+	30+	10+	10+	3+	3+												
2023-24	7	6	--	2	--	--	1	2	--										
Career	44	13	--	15	--	--	3	13	--										
RECENT GAMES																			
OPPONENT	W/L	MIN	FG-A	3P-A	FT-A	OR	DR	TR	A	PF	ST	TO	BS	PTS					
5/12 at MIN	W	35:28	2-4	0-2	0-0	0	3	3	1	3	0	1	1	4					
5/10 at MIN	W	30:16	6-10	4-5	5-6	0	4	4	1	5	1	2	0	21					
5/6 vs. MIN	L	39:24	4-12	1-7	0-0	1	4	5	2	0	1	4	1	9					
5/4 vs. MIN	L	40:06	6-13	4-7	4-6	0	6	6	1	1	3	2	1	20					
4/29 vs. LAL	W	45:56	8-12	5-7	5-6	0	4	4	1	3	2	1	0	26					



NUGGETS PLAYER INFORMATION



#3 Julian Strawther

Guard • 6-7 • 205lbs • 4/18/02 • Gonzaga/USA

Rookie

	GP	GS	PPG	RPG	APG	SPG	BPG	MPG	FG%	3FG%	FT%	2023-24 HIGHS			CAREER HIGHS		
2023-24	2	0	2.5	0.5	0.0	0.00	0.00	3.6	.333	.333	1.000	PTS	3 at MIN 5/10/24	3 at MIN 5/10/24			
Career	2	0	2.5	0.5	0.0	0.00	0.00	3.6	.333	.333	1.000	FGM	1 at MIN 5/10/24	1 at MIN 5/10/24			
POINTS			REB	AST	BLK	STL	DBL-DBL			TPL-DBL							
10+	20+	30+	10+	10+	3+	3+											
2023-24	--	--	--	--	--	--	--	--	--	--	--	3FGM	1 at MIN 5/10/24	1 at MIN 5/10/24			
Career	--	--	--	--	--	--	--	--	--	--	--	3FGA	2 at MIN 5/10/24	2 at MIN 5/10/24			
RECENT GAMES																	
OPPONENT	W/L	MIN	FG-A	3P-A	FT-A	OR	DR	TR	A	PF	ST	TO	BS	PTS			
5/12 at MIN	W																
5/10 at MIN	W	3:43	1-2	1-2	0-0	0	1	1	0	1	0	0	0	3	FTM	2 vs. MIN 5/6/24	2 vs. MIN 5/6/24
5/6 vs. MIN	L	3:29	0-1	0-1	2-2	0	0	0	0	0	0	0	0	2	FTA	2 vs. MIN 5/6/24	2 vs. MIN 5/6/24
5/4 vs. MIN	L														OREB	--	--
4/29 vs. LAL	W														DREB	1 at MIN 5/10/24	1 at MIN 5/10/24
															TREB	1 at MIN 5/10/24	1 at MIN 5/10/24
															ASTS	--	--
															STLS	--	--
															BLKS	--	--
															MINS	4 at MIN 5/10/24	4 at MIN 5/10/24



#4 Hunter Tyson

Forward • 6-8 • 215lbs • 6/13/00 • Clemson/USA

Rookie

	GP	GS	PPG	RPG	APG	SPG	BPG	MPG	FG%	3FG%	FT%	2023-24 HIGHS			CAREER HIGHS		
2023-24	2	0	0.5	0.5	0.5	0.00	0.00	3.3	.000	.000	.500	PTS	1 at MIN 5/10/24	1 at MIN 5/10/24			
Career	2	0	0.5	0.5	0.5	0.00	0.00	3.3	.000	.000	.500	FGM	--	--			
POINTS			REB	AST	BLK	STL	DBL-DBL			TPL-DBL							
10+	20+	30+	10+	10+	3+	3+											
2023-24	--	--	--	--	--	--	--	--	--	--	--	3FGM	--	--			
Career	--	--	--	--	--	--	--	--	--	--	--	3FGA	1 2 times (@ MIN, 5/10/24)	1 2 times (@ MIN, 5/10/24)			
RECENT GAMES																	
OPPONENT	W/L	MIN	FG-A	3P-A	FT-A	OR	DR	TR	A	PF	ST	TO	BS	PTS			
5/12 at MIN	W														FTM	1 at MIN 5/10/24	1 at MIN 5/10/24
5/10 at MIN	W	3:05	0-1	0-1	1-2	1	0	1	1	0	0	0	0	1	FTA	2 at MIN 5/10/24	2 at MIN 5/10/24
5/6 vs. MIN	L	3:29	0-1	0-1	0-0	0	0	0	0	0	0	0	0	0	OREB	1 at MIN 5/10/24	1 at MIN 5/10/24
5/4 vs. MIN	L														DREB	--	--
4/29 vs. LAL	W														TREB	1 at MIN 5/10/24	1 at MIN 5/10/24
															ASTS	1 at MIN 5/10/24	1 at MIN 5/10/24
															STLS	--	--
															BLKS	--	--
															MINS	3 vs. MIN 5/6/24	3 vs. MIN 5/6/24



#8 Peyton Watson

Forward • 6-8 • 200lbs • 9/11/02 • UCLA/USA

1 Year Pro

	GP	GS	PPG	RPG	APG	SPG	BPG	MPG	FG%	3FG%	FT%	2023-24 HIGHS			CAREER HIGHS		
2023-24	8	0	2.1	1.4	0.4	0.00	0.75	10.0	.261	.250	.500	PTS	8 vs. LAL 4/20/24	8 vs. LAL 4/20/24			
Career	13	0	1.7	1.2	0.3	0.00	0.54	7.2	.286	.286	.500	FGM	3 vs. LAL 4/20/24	3 vs. LAL 4/20/24			
POINTS			REB	AST	BLK	STL	DBL-DBL			TPL-DBL							
10+	20+	30+	10+	10+	3+	3+											
2023-24	--	--	--	--	--	--	--	--	--	--	--	3FGM	2 vs. LAL 4/20/24	2 vs. LAL 4/20/24			
Career	--	--	--	--	--	--	--	--	--	--	--	3FGA	4 vs. LAL 4/20/24	4 vs. LAL 4/20/24			
RECENT GAMES																	
OPPONENT	W/L	MIN	FG-A	3P-A	FT-A	OR	DR	TR	A	PF	ST	TO	BS	PTS			
5/12 at MIN	W														FTM	2 at LAL 4/27/24	2 at LAL 4/27/24
5/10 at MIN	W	05:25	0-2	0-0	0-0	0	2	2	0	1	0	0	1	0	FTA	2 2 times (vs. MIN, 5/6/24)	2 2 times (vs. MIN, 5/6/24)
5/6 vs. MIN	L	09:12	0-2	0-1	0-2	1	1	2	0	0	0	0	1	0	OREB	1 2 times (vs. MIN, 5/6/24)	1 3 times (vs. MIN, 5/6/24)
5/4 vs. MIN	L	05:30	0-2	0-1	0-0	0	4	4	0	2	0	0	0	0	DREB	4 vs. MIN 5/4/24	4 vs. MIN 5/4/24
4/29 vs. LAL	W	05:18	1-1	1-1	0-0	0	0	0	1	1	0	0	0	3	TREB	4 vs. MIN 5/4/24	4 vs. MIN 5/4/24
															ASTS	2 vs. LAL 4/22/24	2 vs. LAL 4/22/24
															STLS	--	--
															BLKS	2 2 times (@ LAL, 4/27/24)	2 2 times (@ LAL, 4/27/24)
															MINS	16 at LAL 4/25/24	16 at LAL 4/25/24

